

AGENDA
ROCKY POINT PUBLIC SCHOOLS
BOARD OF EDUCATION MEETING
March 26, 2012

I Meeting called to Order:

Present: Michael Nofi, President
Diane Burke, Vice President
John Lessler, Trustee
Kathleen Hegggers, Trustee
Scott Reh, Trustee
Michael F. Ring, Ed.D., Superintendent of Schools
Deborah DeLuca, Ed.D., Assistant Superintendent
Gregory Hilton, School Business Official
Susan Wilson, Executive Director for Educational Services
Patricia Jones, District Clerk

Absent:

Executive Session

At _____ p.m. motion made and seconded to adjourn to Executive Session to discuss _____.

Motion _____ 2nd _____ Vote _____

The Board returned to Open Session at _____ p.m.

Pledge of Allegiance

- **Superintendent's Report**

II Minutes

BE IT RESOLVED, that the Minutes of the following Board of Education Meetings be accepted as presented: **February 13, 2012 and March 15, 2012**; and the amended minutes of the meeting of **November 21, 2011**.

Motion _____ 2nd _____ Vote _____

III Treasurer's Reports

BE IT RESOLVED, that the Board of Education accepts the Treasurer's Reports for the month of February 2012 as presented.

Motion _____ 2nd _____ Vote _____

IV Extra-Classroom Activity Account Treasurer Report

BE IT RESOLVED, that the Board of Education accepts the Extra Classroom Activity Treasurer Report for the month of February 2012 as presented.

Motion _____ 2nd _____ Vote _____

V Financial Reports

BE IT RESOLVED, that the Board of Education accepts the Financial Reports for the month of February 2012 as presented.

Motion _____ 2nd _____ Vote _____

VI Budget Transfer Summary – February 2012

BE IT RESOLVED, that upon the recommendation of the Superintendent of Schools, the Board of Education accepts the February 2012 Budget Transfer Summary Report.

Motion _____ 2nd _____ Vote _____

VII Internal Claims Audit Report – February 2012

BE IT RESOLVED, that upon the recommendation of the Superintendent of Schools, the Board of Education accepts the February 2012 Internal Claims Audit Report.

Motion _____ 2nd _____ Vote _____

VIII Surplus Items

BE IT RESOLVED, that upon the recommendation of the Superintendent of Schools, the Board of Education approves for surplus the following attached list.

Motion _____ 2nd _____ Vote _____

IX Surplus Textbooks

BE IT RESOLVED, that upon the recommendation of the Superintendent of schools, the Board of Education approves for surplus the following attached list of textbooks.

Motion _____ 2nd _____ Vote _____

X 2012-2013 BOCES Cooperative Bidding Services Purchasing Contracts

BE IT RESOLVED, that upon the recommendation of the Superintendent of Schools, the Rocky Point Union Free School District will enter into an agreement to participate in the BOCES Cooperative Bidding Services Purchasing Contracts for the 2012-2013 fiscal year on an “as needed” basis as per the following Joint Municipal Cooperative Bidding Program Resolution:

WHEREAS, various educational and municipal corporations located within the State of New York desire to bid jointly for generally needed services and standardized supply and equipment items; and

WHEREAS, the Rocky Point Union Free School District, an educational/municipal corporation (hereinafter the “Participant”) is desirous of selectively participating with other educational and/or municipal corporations in the State of New York in joint bidding in the areas mentioned above pursuant to General Municipal Law § 119-o and Education Law Section 1950; and

WHEREAS, the Participant is a municipality within the meaning of General Municipal Law §119-n and is eligible to participate in the Board of Cooperative Educational Services, First Supervisory District of Suffolk County (hereinafter Eastern Suffolk BOCES) Joint Municipal Cooperative Bidding Program (hereinafter the “Program”) in the areas mentioned above; and

WHEREAS, the Participant acknowledges receipt of the Program description inclusive of Eastern Suffolk BOCES’ standard bid packet and the general conditions relating to said Program; and

WHEREAS, with respect to all activities conducted by the Program, the Participant wishes to delegate to Eastern Suffolk BOCES the responsibility for drafting of bid specifications, advertising for bids, accepting and opening bids, tabulating bids, awarding the bids, and reporting the results to the Participant.

BE IT RESOLVED, that the Participant hereby appoints Eastern Suffolk BOCES to represent it and to act as the lead agent in all matters related to the Program as described above; and

BE IT FURTHER RESOLVED, that the Participant hereby authorizes Eastern Suffolk BOCES to place all legal advertisements for any required cooperative bidding in *Newsday*, which is designated as the official newspaper for the Program; and

BE IT FURTHER RESOLVED, that a Participant Meeting shall be held annually consisting of a representative from each Program Participant. Notice of the meeting shall be given to each representative at least five (5) days prior to such meeting; and

BE IT FURTHER RESOLVED, that an Advisory Committee will be formed consisting of five to ten representatives of Program participants for a term of three (3) years as authorized by General Municipal Law §119-o.2.j.

BE IT FURTHER RESOLVED, that this Agreement with the Participant shall be for a term of one (1) year as authorized by General Municipal Law §119-o.2.j.

BE IT FURTHER RESOLVED, that the Participant agrees to pay Eastern Suffolk BOCES an annual fee as determined annually by Eastern Suffolk BOCES to act as the lead agent for the Program.

Motion _____ 2nd _____ Vote _____

XI Donated Items

BE IT RESOLVED, that upon the recommendation of the Superintendent of Schools, the Board of Education accepts the donated items as per the attached list.

Motion _____ 2nd _____ Vote _____

XII Adoption of the Amended 2011-2012 School Calendar

BE IT RESOLVED, that upon the recommendation of the Superintendent of Schools, the Board of Education adopts the amended 2011-2012 school calendar as presented.

Motion _____ 2nd _____ Vote _____

XIII Acceptance and Adoption of the 2011-2012 Joseph A. Edgar Intermediate School Comprehensive Educational Plan (CEP)

BE IT RESOLVED, that upon the recommendation of the Superintendent of Schools, the Board of Education hereby accepts and adopts the 2011-2012 Comprehensive Education Plan for the Joseph A. Edgar Intermediate School.

Motion _____ 2nd _____ Vote _____

XIV Committees on Special Education/Preschool Special Education Recommendations

BE IT RESOLVED, that upon the recommendation of the Superintendent of Schools, the Board of Education votes to arrange for appropriate services pursuant to the recommendations of Schedule 3-26-12-A and Schedule 3-26-12 B.

Motion _____ 2nd _____ Vote _____

XV Personnel

BE IT RESOLVED, that upon the recommendation of the Superintendent of Schools, the Board of Education accepts the attached Personnel changes.

Motion _____ 2nd _____ Vote _____

At _____ P.M. motion made and seconded to go into executive session to discuss particular personnel matters.

Motion _____ 2nd _____ Vote _____

Adjournment

I move that the Board of Education adjourns the meeting at _____ P.M.

Motion _____ 2nd _____ Vote _____

MINUTES
ROCKY POINT PUBLIC SCHOOLS
BOARD OF EDUCATION MEETING
February 13, 2012

Mr. Nofi called the meeting to order at 7:00 p.m. in the library of the Frank J. Carasiti Elementary School.

Present: Michael Nofi, President
Diane Burke, Vice President
Kathleen Hegggers, Trustee
Scott Reh, Trustee
Michael F. Ring, Ed.D., Superintendent of Schools
Deborah DeLuca, Ed.D., Assistant Superintendent
Gregory Hilton, School Business Official
Susan Wilson, Executive Director for Educational Services
Patricia Jones, District Clerk

Absent: John Lessler, Trustee

Pledge of Allegiance

Mr. Nofi invited Dr. Ring to begin the meeting with the Superintendent's Report.

Dr. Ring announced the second budget workshop meeting for the 2012-2013 school year was conducted at 5:30 p.m. in room 135 of the Frank J. Carasiti Elementary School. Dr. Ring further announced the third and final budget workshop meeting, prior to the final full budget Public Hearing scheduled for May 1, 2012, would be held at the next scheduled Board of Education Meeting, March 26, 2012, commencing at 7 p.m.

Dr. Ring offered congratulations to the Varsity Cheerleaders upon their first place win at the National High School Cheerleading Championship Competition. Dr. Ring noted this is the second consecutive national title won by the Rocky Point Varsity Cheerleaders.

SUPERINTENDENT'S REPORT

Mrs. Susan Sullivan, Assistant Principal, Rocky Point High School

- The well-attended annual Patriotic Concert was held on February 2, 2012. The concert featured a world premiere performance by contemporary American composer, Nick Page, entitled "Many Ways to Serve" as well as music honoring our nation's history and the service of the men and women of the Armed Forces. Members of the high school band, orchestra and the choruses from each school concluded the concert with a performance of "United We Stand."
- Second quarter report cards were posted to the parent portal on February 3rd.
- The guidance department will be hosting a college information night beginning at 7:00 p.m. on February 16th in the auditorium.

- This year's musical production is *West Side Story*. Performances are scheduled for March 1st, 2nd, and 3rd at 7:30 p.m. in the high school auditorium. Tickets are \$10.00 each and will be on sale at the high school ticket booth before and after school and on the evenings just before the show. A free performance for all senior citizens will be held on Wednesday, February 29th at 3:30 p.m.
- The Rocky Point Marching Band will again participate in the annual St. Patrick's Day Parade on Sunday, March 11th.

Dr. Scott O'Brien, Principal, Rocky Point Middle School

- On behalf of the Rocky Point Middle School, Dr. O'Brien congratulated Anna Spallina, staff member and Varsity Cheerleader coach, and the entire Varsity Cheerleading squad upon their first place accomplishment at the National High School Cheerleading Championship Competition.
- Report cards were posted to the parent portal as the second semester of the school year has begun.
- The middle school play this year is *Beauty and the Beast*. Performances will begin in March.
- Students attended the winter dance sponsored by the Student Government.
- Following the Rachel's Challenge program, the Friends of Rachel Club continues to be a huge success.
- All students participated in an assembly presentation by Detective Graziano of the Suffolk County Cyber Crimes Unit on February 6th. Detective Graziano spoke to the students about internet safety and cyber bullying and provided them with the most current information about how to keep safe using the internet.
- The Rocky Point Middle School Student Government is sponsoring Spirit Week. Students will be showing their school spirit by wearing school colors and other fun spirit-related themes.
- Parent Orientation for incoming sixth grade students will be held on March 8th at 6:30 p.m. in the high school auditorium. Current fifth grade students will visit the middle school later this school year for the student portion of the sixth grade orientation.

Mr. Joseph Tapler, Assistant Principal, Joseph A. Edgar School

- Mr. Tapler noted Mrs. Tvelia was unable to attend the meeting this evening due to illness and that he would present the building report in her absence.
- As part of the Parents as Reading Partners program, staff members of JAE participated in the Great Reading Switch, wherein staff members rotated into classrooms other than their own in order to read aloud to different students. Mr. Tapler thanked school library media specialist, Mrs. DiGiovanni, for organizing the event.
- On February 14th, third grade students will participate in the annual Valentine Soiree. The children will exchange Valentines, make a craft, enjoy a special snack, and participate in line dancing. Parent volunteers, one from each class, are arranging for the music and helping out in the classrooms.

- The annual penny-a-page reading program, Prime Time, and the Madagascar-Ankizay Fund raised more than \$2,200 to support education of the children of Madagascar.
- The Jump Rope for Heart fundraiser took place on February 9th. Under the direction of Ms. Amoscato, Ms. Famighetti and Mr. Camarda, students are encouraged to exercise and to help others through their donations. The children solicited pledges from friends and family and then participated in jump roping, hula hooping and other physical activities for two hours after school. This year, more than one hundred and fifty students participated and through their efforts raised \$7,761.86 for the American Heart Association.
- The annual Joseph A. Edgar St. Patrick Senior Citizen Breakfast will be held on March 16th from 8 a.m. to 10 a.m. in the JAE cafeteria.

Mrs. Virginia Kelly-Gibbons, Principal, Frank J. Carasiti Elementary School

- The Parents as Reading Partners began this month. Each night, students read a book, poem or magazine with a parent or special person in their family. Each day, team standings were announced. Following the morning Pledge of Allegiance, a parent and child read a poem over the loud speaker for the enjoyment of all. Story Night was a well-attended success. Parents and children, clad in pajamas, enjoyed readings by Mrs. Kelly-Gibbons and Dr. Herbert. Thank you to the PTA and all the helpers who served the children hot chocolate and cookies in the cafeteria. The PARP finale featured a joint pancake breakfast with JAE. The breakfast was held on Saturday, February 11th, with the teachers preparing the pancakes and the students enjoying the game of bingo with family members.
- On February 10th students marked the one hundredth day of school. Students and parent volunteers celebrated with literacy and math activities.
- Teachers have been assessing their students in order to prepare mid-year report cards.
- Random Acts of Kindness is this week. The second grade service squad brainstorms ideas each day after the morning announcements.
- Broccoli Rob will perform again this year at two assemblies in order to spread the word about the importance of healthy eating habits and good nutrition.
- Both the Science Club and the Garden Club have been meeting regularly.
- Referencing the upcoming February break, Mrs. Kelly-Gibbons extended her best wishes for an enjoyable mid-winter recess.

Mr. Nofi opened the floor to questions and/or comments.

- Mrs. Therese King expressed her disappointment that the upcoming retirements of Susan Sullivan, William Caulfield and Carol Tvelia were not announced at last month's meeting. Mrs. King extended her gratitude to the retiring administrators as both a parent and a community member for their years of service to the students. Mr. Nofi thanked Mrs. King for her comments and advised that Mrs. Sullivan, Mr. Caulfield and Ms. Tvelia would be honored and recognized for their

many contributions at the May 15, 2012 board meeting, as is customary, along with any other retirees who have not yet announced their intentions to retire.

- Mrs. Intravaia informed the board of her daughter's continued regression. Mrs. Intravaia stated she will be in attendance at the monthly board meetings until her concerns are resolved. Mr. Nofi responded to Mrs. Intravaia's comments and stated the ongoing issue was currently being addressed by the state.
- Mrs. Donna McCauley, reading from a prepared statement, recounted an alleged school bus incident that occurred on Friday, February 10th. Mrs. McCauley expressed her dissatisfaction with the manner in which the incident was handled by school personnel. Mrs. McCauley posed a list of questions pertaining to district policies and procedures concerning school bus protocol and subsequent disciplinary actions to be imposed upon those allegedly involved. Mr. Nofi expressed his appreciation to Mrs. McCauley for bringing the issue to the attention of the board. Mr. Nofi advised he was aware of the incident and that the district office administration and building administration had investigated the issue. Mr. Nofi stated that the current student bus-riding policy has been in place since the inception of the Rocky Point Middle School. Mr. Nofi advised the district would research and gather information concerning possible bus changes in order to evaluate the impact such changes would present. Dr. Ring reported the building principals devoted a great deal of time in investigating this incident and that the investigation was handled appropriately. Dr. Ring advised of his intention to speak with the building principals and ask that they bring the bus concerns to the attention of staff members and the Shared Decision Making Team for discussion and review. Dr. Ring further advised that he would check the New York State Education Commissioner's regulations pertaining to the permissibility of denying transportation to students solely due to a student attending detention even if that detention is not the result of a transportation related disciplinary matter. Mrs. Burke inquired about the procedures students needed to follow in order to be able to board an after-school bus. Dr. Ring provided the particulars in response to this inquiry.
- Mr. and Mrs. McCauley and Mrs. Intravaia asked for specifics concerning the punishments doled out to the students involved in the alleged incident. Dr. Ring advised he was legally unable to comment upon student disciplinary matters. Mrs. McCauley inquired if there was a standard of punishment in place for infractions committed by students. Dr. Ring responded there were no "sentencing guidelines" of specific discipline for specific infractions. Dr. Ring advised that appropriate disciplinary measures and sanctions are at the discretion of the building principals by policy and by law.
- Dr. Ring pointed out it would be wrong to assume that the allegations brought forth and discussed at this meeting did actually occur as presented. Once again, Dr. Ring reported that a thorough investigation was done and that the disciplinary actions taken by the principals were appropriate.
- Mrs. Burke asked for clarification of the district's obligations to notify parents about possible health concerns resulting from exposure to unknown contaminants.
- Mrs. Hrysko stated it was her understanding that the bus driver returned the bus to school and asked for the particulars concerning the reason for this action. Mr.

Nofi remarked that this dialogue was not appropriate in this forum as this was a student disciplinary matter. Mr. Nofi stated he supported Dr. Ring's suggestion that further conversations with the administrators in both the high school and the middle school would be helpful. Following extensive discussion, Mr. Nofi acknowledged a procedural error was made by the individual who met the bus upon its return to school in allowing the students on the bus to leave the premises without being brought to the attention of administrative staff.

- An unidentified meeting attendee shared that she was a parent whose daughter was on the bus during the alleged incident. The parent reported Dr. O'Brien responded immediately to her e-mail in which she voiced her concerns and raised questions regarding the bus incident. In addition, the meeting attendee expressed her concerns with possible retaliatory actions being taken against students called to the office over the public address system in connection with the bus incident. Mr. Nofi thanked her for her comments and expressed his confidence in Dr. O'Brien and his team's response to the situation.
- A meeting attendee inquired about the specifics of the district's Code of Conduct and the progressive disciplinary procedures. In response, Dr. Ring offered the disciplinary guidelines as outlined in the Code of Conduct.
- An unidentified meeting attendee stated that he was a member of the Shared Decision Making Team for seven years and suggested that a collaboration of both the RPHS and RPMS Shared Decision Making Teams would be beneficial in situations such as this.
- Mr. Nofi thanked everyone for their comments and related that he shared the concerns of those who spoke. Mr. Nofi confirmed that the comments expressed by meeting attendees would be taken under advisement and reviewed by the district administration.
- Mrs. Beth Dimino expressed her appreciation to the faculty and staff of Rocky Point Schools. Mrs. Dimino announced both her children were college graduates and credited her children's academic successes to all of the teachers of Rocky Point Schools and Mr. Anthony Nobre and Mr. Gerald Maggi, specifically. Mrs. Dimino commented that she was unable to attend the budget workshop but wished to strongly encourage the board and the administration to keep AP courses and extra-curricular activities available to the students as they are helpful for scholarships. In addition, Mrs. Dimino stressed the importance of keeping the Rocky Point Teachers Association and the School Related Professional Association intact because of their invaluable contributions to the students of the district. Mr. Nofi thanked Mrs. Dimino for her comments and advised that both the budget workshop presentations from the January 13th meeting and this evening's meeting were available to be viewed on the district's website. Mr. Nofi affirmed that he and all of the board trustees were committed to maintaining the excellence of the Rocky Point School District. Mr. Nofi also noted that the district has limited resources and that difficult times and decisions lie ahead.
- An unidentified meeting attendee commented that the district has deteriorated from the time her children attended school up to the present time during which her grandchildren are in attendance. The meeting attendee said the district's "crunching of numbers" is adversely affecting the special education students.

There were no further questions or comments.

MINUTES

Upon a motion made by Scott Reh and seconded by Kathleen Hegggers, the following resolution was offered:

BE IT RESOLVED, that the Minutes of the following Board of Education Meeting be accepted as presented: **Regular Meeting, January 23, 2012.**

All in favor – Motion carried 4-0

TREASURER'S REPORT

Upon a motion made by Kathleen Hegggers and seconded by Diane Burke, the following resolution was offered:

BE IT RESOLVED, that the Board of Education accepts the Treasurer's Report for the month of January 2012 as presented.

All in favor – Motion carried 4-0

EXTRA-CLASSROOM ACTIVITY ACCOUNT TREASURER REPORT

Upon a motion made by Diane Burke and seconded by Scott Reh, the following resolution was offered:

BE IT RESOLVED, that the Board of Education accepts the Extra Classroom Activity Treasurer Report for the month of January 2012 as presented.

All in favor – Motion carried 4-0

FINANCIAL REPORTS

Upon a motion made by Scott Reh and seconded by Kathleen Hegggers, the following resolution was offered:

BE IT RESOLVED, that the Board of Education accepts the Financial Reports for the month of January 2012 as presented.

All in favor – Motion carried 4-0

BUDGET TRANSFER SUMMARY – JANUARY 2012

Upon a motion made by Kathleen Hegggers and seconded by Diane Burke, the following resolution was offered:

BE IT RESOLVED, that upon the recommendation of the Superintendent of Schools, the Board of Education accepts the January 2012 Budget Transfer Summary.

All in favor – Motion carried 4-0

INTERNAL CLAIMS AUDIT REPORT – JANUARY 2012

Upon a motion made by Diane Burke and seconded by Scott Reh, the following resolution was offered:

BE IT RESOLVED, that upon the recommendation of the Superintendent of Schools, the Board of Education accepts the January 2012 Internal Claims Audit Report.

All in favor – Motion carried 4-0

2010-2011 FEDERAL SINGLE AUDIT REPORT

Upon a motion made by Scott Reh and seconded by Kathleen Heggars, the following resolution was offered:

BE IT RESOLVED, that upon the recommendation of the Superintendent of Schools, the Board of Education accepts the Federal Single Audit Report for the fiscal year ending June 30, 2011 which has been submitted by our external auditors, Cullen & Danowski, LLP.

All in favor – Motion carried 4-0

AUTHORIZATION TO INVEST DISTRICT FUNDS

Upon a motion made by Kathleen Heggars and seconded by Diane Burke, the following resolution was offered:

BE IT RESOLVED, that Virginia Holloway and Linda Bilski be authorized to invest district funds in accordance with the applicable state laws for the school year 2011-2012. In the absence of Virginia Holloway, Joel Palmer will be authorized to invest district funds in accordance with the applicable state laws for the school year 2011-2012.

All in favor – Motion carried 4-0

DESIGNATION OF AUTHORIZED SIGNATURES ON CHECKS

Upon a motion made by Diane Burke and seconded by Scott Reh, the following resolution was made:

BE IT RESOLVED, that Virginia Holloway, School District Treasurer, be authorized to sign checks for the 2011-2012 school year and that Joel Palmer, Acting District Treasurer and Linda Bilski, Deputy School District Treasurer, Gregory Hilton, School Business Official and Dr. Michael F. Ring, Superintendent of Schools, be authorized to sign checks for the 2011-2012 school year in the absence of Virginia Holloway; and furthermore, that two signatories be required for any check exceeding \$10,000 and that the signatories for such checks be the School District Treasurer, Acting District Treasurer, and the Superintendent of Schools or the School Business Official.

All in favor – Motion carried 4-0

RESOLUTION TO APPROVE THE PROPERTY TAX CAP FORM

Upon a motion made by Scott Reh and seconded by Kathleen Heggars, the following resolution was offered:

BE IT RESOLVED, that upon the recommendation of the Superintendent of Schools, the Board of Education approves the Rocky Point Union Free School District Property Tax Cap Form, as attached.

All in favor –Motion carried 4-0

CAPITAL IMPROVEMENT PROGRAM ROCKY POINT HIGH SCHOOL SED NO.: 58-02-09-02-0-005-025 AND JOSEPH A. EDGAR SCHOOL SED NO.: 58-02-09-02-0-001-010 ASBESTOS ABATEMENT – NEW YORK INSULATION, INC. – CHANGE ORDER NO. 3

Upon a motion made by Kathleen Hegggers and seconded by Diane Burke, the following resolution was offered:

BE IT RESOLVED, that upon the recommendation of the Superintendent of Schools, the Board of Education accepts and approves the attached Change Order in reference to the Capital Improvement Program related project, and authorizes the President of the Board of Education to execute said Change Order.

All in favor – Motion carried 4-0

ROCKY POINT FRIENDS OF MUSIC DONATION

Upon a motion made by Diane Burke and seconded by Scott Reh, the following resolution was offered:

BE IT RESOLVED, that upon the recommendation of the Superintendent of Schools, the Board of Education accepts the donation of two Hi-Hat Cymbals, one Cymbal Case, and four Marching Snare Drum Mounts valued at approximately \$505.72 from the Rocky Point Friends of Music.

Mr. Nofi thanked the Friends of Music for their generous donation.

All in favor –Motion carried 4-0

BUDGET VOTE AND TRUSTEE ELECTION

Upon a motion made by Scott Reh and seconded by Kathleen Hegggers, the following resolution was offered:

BE IT RESOLVED, that upon the recommendation of the Superintendent of Schools, the Annual Budget Vote and Trustee Election in the Rocky Point School District, Town of Brookhaven, Suffolk County, New York be held on Tuesday, May 15, 2012 from 7:00 A.M. to 9:00 P.M., and further

BE IT RESOLVED, that pursuant to Section 2017 of the Education Law, a Public Hearing for the purpose of discussion of the expenditure of funds and the budgeting thereof be held at 5:30 PM on May 1, 2012 at the Frank J. Carasiti Elementary School, Rocky Point, New York and further

BE IT RESOLVED, that Legal Notice of the Public Hearing, as required by law, be published in the *LONG ISLAND BUSINESS NEWS*, on March 30, April 13, April 20, April 27, and in *THE VILLAGE BEACON RECORD* on March 29, April 12, April 19, April 26 and further

BE IT RESOLVED, the Legal Notice of the Annual Budget Vote and Trustee Election, as required by law, be published in the *LONG ISLAND BUSINESS NEWS* on March 30, April 13, April 20, and April 27, and in *THE VILLAGE BEACON RECORD* on March 29, April 12, April 19, April 26 and further

BE IT RESOLVED, that the following school is hereby designated as polling place:

Polling and Registration Place: Rocky Point High School Gymnasium

BE IT RESOLVED, that the Board of Education, in addition to the legal publication in four editions of each of the two above-mentioned newspapers, will send a notice with all information relative to the date and time of election to all residents and taxpayers within the District, and further

BE IT RESOLVED, that the residents of the Rocky Point School District may register to vote for School District Elections at the office of the District Clerk between the hours of 9:00 AM and 3:00 PM on any day that the office is open, and in the evening on May 8, 2012 until 9:00 PM. However, such registration will not take place less than five (5) days preceding any School District Election, and further

BE IT RESOLVED, that the District Clerk be authorized to assign the necessary personnel to function as Election Inspectors, and further

BE IT RESOLVED, that the final tally of votes shall be held at the Rocky Point High School, 82 Rocky Point-Yaphank Road, Rocky Point, New York at 9:00 PM on the evening of the election as soon thereafter as the election inspectors can supply the necessary information.

All in favor – Motion carried 4-0

APPOINTMENT OF CHAIRPERSON; BOARD OF REGISTRATION; CHIEF INSPECTOR; POLL CLERKS; TELLERS; AND SUBSTITUTE TELLERS AND POLL CLERKS FOR ANNUAL BUDGET HEARING TO BE HELD ON MAY 1, 2012 AND ANNUAL BUDGET VOTE AND ELECTION TO BE HELD ON MAY 15, 2012.

Upon a motion made by Kathleen Hegggers and seconded by Diane Burke, the following resolution was offered:

BE IT RESOLVED, that the Board of Education appoints the Chairperson; Board of Registration; Chief Inspector; Poll Clerks; Tellers and Substitute Tellers and Poll Clerks for the annual Budget Hearing/Vote/Election at an hourly rate of \$10.00, as per the attached list.

All in favor – Motion carried 4-0

OPTIMUM LIGHTPATH ENHANCING EDUCATION GRANT

Upon a motion made by Diane Burke and seconded by Scott Reh, the following resolution was offered:

BE IT RESOLVED, that upon the recommendation of the Superintendent of Schools, the Board of Education accepts a grant from Optimum Lightpath totaling \$5,000.00

BE IT RESOLVED, that the Rocky Point Union Free School District hereby approves, upon the recommendation of the Superintendent of Schools, to increase the general fund budget by \$5,000.00 as a result of the grant from Optimum Lightpath.

BE IT FURTHER RESOLVED, that the following budget code be adjusted to reflect said increase:

A 2610 512 04 0000 \$5,000.00

All in favor – Motion carried 4-0

COMMITTEES ON SPECIAL EDUCATION RECOMMENDATIONS

Upon a motion made by Scott Reh and seconded by Kathleen Hegggers, the following resolution was offered:

BE IT RESOLVED, that upon the recommendation of the Superintendent of Schools, the Board of Education votes to arrange for appropriate services pursuant to the recommendations of Schedule 2-13-12-A and 2-13-12-B.

All in favor – Motion carried 4-0

PERSONNEL

Upon a motion made by Kathleen Hegggers and seconded by Diane Burke, the following resolution was offered:

BE IT RESOLVED, that upon the recommendation of the Superintendent of Schools, the Board of Education accepts the attached Personnel changes.

All in favor – Motion carried 4-0

Mr. Nofi opened the floor to questions and/or comments from meeting attendees.

- Matthew Dell'Aquila, a current senior attending Rocky Point High School, in response to the earlier speaker's comment stating that the "district has deteriorated," expressed his respect for the teachers and staff members of the district. Mr. Dell'Aquila shared with the audience a personal story regarding the professional successes experienced by his adopted brother. Mr. Dell'Aquila attributed these successes as a direct result of his brother's education and academic experiences while attending school at Rocky Point.
- Ms. Carol D'Aquila asked if the names of the new Varsity Head Football and Varsity Girls Head Soccer coaches could be announced. Dr. Ring announced the Board of Education approved Craig Perrino as the Head Varsity Football Coach and John Mauceri as the Head Varsity Girls Soccer Coach.

There were no further questions or comments.

ADJOURNMENT

At 7:54 p.m. a motion was made by Diane Burke and seconded by Kathleen Heggens for the Board of Education to adjourn the meeting.

All in favor – 4-0

Respectfully submitted,

Patricia Jones
District Clerk

DRAFT

**MINUTES
ROCKY POINT PUBLIC SCHOOLS
SPECIAL MEETING OF THE BOARD OF EDUCATION
March 15, 2012**

Mr. Nofi called the meeting to order at 6:08 PM in room 135 of the Frank J. Carasiti Elementary School.

Pledge of Allegiance

Present: Michael Nofi, President
Diane Burke, Vice President
Kathleen Heggers, Trustee
John Lessler, Trustee (arriving at 6:12 PM)

Also Present: Michael F. Ring, Ed.D., Superintendent of Schools
Deborah DeLuca, Assistant Superintendent
Susan Wilson, Executive Director for Educational Services

Absent: Scott Reh, Trustee
Gregory Hilton, School Business Official
Patricia Jones, District Clerk

Executive Session

At 6:09 PM Diane Burke made a motion and Kathleen Heggers seconded to go into Executive Session to discuss tenure recommendations and particular personnel matters concerning select employees.

All in favor – Motion carried 3-0

The Board returned to Open Session at 7:49 PM.

No action was taken.

Adjournment

At 7:50 PM John Lessler made a motion and Kathleen Heggers seconded to adjourn the meeting.

All in favor – Motion carried 4-0

Respectfully submitted,

Michael F. Ring, E.D.
Superintendent of Schools

**ROCKY POINT UNION FREE SCHOOL DISTRICT
FINANCE REPORTS
FOR THE MONTHS ENDED FEBRUARY 2012**

BOARD MEETING BOOK

TREASURER'S REPORT
EXTRA-CLASSROOM ACTIVITY ACCOUNT TREASURER'S REPORT

REPORTS FILED IN DISTRICT CLERKS OFFICE:

GENERAL FUND

REVENUE STATUS REPORT
APPROPRIATION BUDGET STATUS REPORT

CAFETERIA FUND

REVENUE STATUS REPORT
APPROPRIATION BUDGET STATUS REPORT

FEDERAL FUND

REVENUE STATUS REPORT
APPROPRIATION BUDGET STATUS REPORT

**Rocky Point Union Free School District
Treasurer's Report
For the Month Ended: February 29, 2012**

Close Report

NYCLASS

Statement February 2012

For more information, call NYCLASS at (800)395-5505 Fax:(800)765-7600

New York CLASS-P/NW BOCES

Rocky Point UFSD

Account Number:

Account Name: GENERAL FUND

Date	Description	Amount	Balance	Transaction
02/01/2012	Beginning Balance		\$1,772,516.05	
02/07/2012	Contribution	\$6,005.00		73545903
02/08/2012	Contribution	\$150,386.00		73552958
02/15/2012	Contribution	\$53,104.00		73602896
02/16/2012	Contribution	\$17,390.00		73610306
02/22/2012	Contribution	\$178,282.28		73652642
02/23/2012	Contribution	\$19,999.00		73660066
02/24/2012	Contribution	\$297,813.00		73669962
02/27/2012	Contribution	\$24,726.15		73691305
02/28/2012	Contribution	\$75,188.00		73698567
02/29/2012	Ending Balance	\$0.00		

Summary \$2,595,409.48

February 2012 Fiscal YTD Ending (06/30/2012)

Beginning Balance	\$1,772,516.05	\$1,069,992.41
Contributions	\$822,893.43	\$14,750,350.01
Withdrawals	\$0.00	\$13,225,000.00
Income Earned	\$0.00	\$67.06
Month End Balance	\$2,595,409.48	\$2,595,409.48
Average Daily Rates	0.00%	0.01%
Average Annualized Yield	0.00%	0.01%

No information available for this period

DETAIL ACCOUNT TRANSACTIONS - A 203 BANK OF NY-CLASS ACCOUNT - 02/01/12 - 02/29/12

DATE	REF#	INV#	VEND#	EXPLANATION	SCH#	DEBITS	CREDITS	BALANCE
02/01/12				BALANCE 07/01/11 - 01/31/12		0.00	0.00	1,772,516.05
02/13/12	1020386			SCHOOL LUNCH (B'FAST) ST	CR-9	866.00	0.00	1,773,382.05
02/13/12	1020387			FEDERAL IDEA 611 GRANT	CR-9	140,743.00	0.00	1,914,125.05
02/14/12	1020388			FEDERAL IDEA 619 GRANT	CR-9	8,777.00	0.00	1,922,902.05
02/14/12	1020389			SCHOOL LUNCH STATE RE-I	CR-9	6,005.00	0.00	1,928,907.05
02/16/12	1020396			TITLE II A 2012	CR-9	17,390.00	0.00	1,946,297.05
02/16/12	1020397			TITLE I 2012	CR-9	53,104.00	0.00	1,999,401.05
02/28/12	1020414			ARRA JOB FUND REVENUE 2	CR-9	297,813.00	0.00	2,297,214.05
02/28/12	1020412			HOMELESS AID	CR-9	24,726.15	0.00	2,321,940.20
02/28/12	1020413			RTI 2012 REVENUE	CR-9	19,999.00	0.00	2,341,939.20
02/28/12	1020422			SCHOOL LUNCH REVENUE -	CR-9	34,790.00	0.00	2,376,729.20
02/28/12	1020423			SCHOOL LUNCH REVENUE -	CR-9	40,398.00	0.00	2,417,127.20
02/28/12	1020424			LOTTERY GRANT	CR-9	105,575.28	0.00	2,522,702.48
02/28/12	1020425			RTI 2011 REVENUE	CR-9	72,707.00	0.00	2,595,409.48
				TOTALS		822,893.43	0.00	2,595,409.48

Report Completed 2:16 PM

Rocky Point Union Free School District
Treasurer's Report
General Fund - Money Market A204
People's United Bank - Account #
As of: February 29, 2012

Reconciled Balance as of:	1/31/2012		102,541.54
Receipts:			
	Interest	<u>35.58</u>	35.58
Disbursements:		<u>0.00</u>	0.00
Total available balance per General Ledger as of:	2/29/2012		<u><u>102,577.12</u></u>
Bank Balance as of:	2/29/2012		<u><u>102,577.12</u></u>

Linda Beliski

Reviewed by:

Virginia Ho



016917

ROCKY POINT UFSD
 ROCKY POINT SCHOOL
 90 ROCKY POINT-YAPHANK ROAD
 ROCKY POINT NY 11778

February 29, 2012
 Total days in statement period: 29
 (0)
 Page 1 of 1

Direct Inquiries to:
 CALL CENTER
 1-800-894-0300

Peoples United Bank
 293 Route 25A
 Rocky Point, NY 11778

Summary of Account Balance

Account	Number	Ending Balance
Municipal Money Market		\$102,577.12

Municipal Money Market

Average balance \$102,541.54
 Interest paid year to date \$79.00

Date	Description	Additions	Subtractions	Balance
01-31	Beginning balance			\$102,541.54
02-29	#Interest	35.58		102,577.12
02-29	Ending totals	35.58	.00	\$102,577.12

Annual percentage yield earned 0.44%
 Interest-bearing days 29
 Average balance for APY \$102,541.54
 Interest earned \$35.58

	Total for this period	Total year-to-date
Total Overdraft Fees	\$0.00	\$0.00
Total Returned Item Fees	\$0.00	\$0.00

DETAIL ACCOUNT TRANSACTIONS - A 204 MONEY MARKET-PEOPLES UNITED BANK - 02/01/12 - 02/29/12

DATE	REF#	INV#	VEND#	EXPLANATION	SCH#	DEBITS	CREDITS	BALANCE
02/01/12				BALANCE 07/01/11 - 01/31/12		0.00	0.00	102,541.54
02/28/12	1020455			INTEREST	CR-9	35.58	0.00	102,577.12
				TOTALS		35.58	0.00	102,577.12

Report Completed 4:11 PM

Rocky Point Union Free School District
Treasurer's Report
General Fund A2006
TD Bank, NA - Account #
As of: February 29, 2012

Reconciled Balance as of:	1/31/2012	2,937,533.25
Receipts:		0.00
Disbursements:		0.00
Total available balance per General Ledger as of:	2/29/2012	<u>2,937,533.25</u>
Bank Balance as of:	2/29/2012	<u>2,937,533.25</u>

Prepared by: Linda Bielcki

Reviewed by: Virginia Holton
Date: 3/5/2012



Bank

America's Most Convenient Bank®



STATEMENT OF ACCOUNT

T

747595 06DD1H34 1 000000
ROCKY POINT UFSD
INVESTMENT ACCOUNT
90 ROCKY POINT YAPHANK RD
ROCKY POINT NY 11778-8423

Page: 1 of 2
Statement Period: Feb 01 2012-Feb 29 2012
Cust Ref #: -802-T-***
Primary Account #: -----



Municipal Checking

ROCKY POINT UFSD
INVESTMENT ACCOUNT

Account # --- ;

ACCOUNT SUMMARY

Statement Balance as of 02/01	2,937,533.25
Plus 0 Deposits and Other Credits	0.00
Less 0 Checks and Other Debits	0.00
Statement Balance as of 02/29	2,937,533.25

DAILY ACCOUNT ACTIVITY

No Transactions this Statement Period

Call 1-800-YES-2000 for 24-hour Direct Banking service

BANK DEPOSITS FDIC INSURED

WWW.TDBANK.COM



V1.B.4|e-1-47498

747595 06DD1H34 008887

DETAIL ACCOUNT TRANSACTIONS - A 2006 TD BANK, N.A. - 02/01/12 - 02/29/12

DATE	REF#	INV#	VEND#	EXPLANATION	SCH#	DEBITS	CREDITS	BALANCE
02/01/12				BALANCE 07/01/11 - 01/31/12		0.00	0.00	2,937,533.25
					TOTALS	0.00	0.00	2,937,533.25

Report Completed 8:56 AM

Rocky Point Union Free School District
Treasurer's Report
Account's Payable A2007
TD Bank, NA - Account #
As of: February 29, 2012

Reconciled Balance as of:	1/31/2012	1,010,906.68
Receipts:		0.00
Disbursements:		0.00
Total available balance per General Ledger as of:	2/29/2012	<u>1,010,906.68</u>
Bank Balance as of:	2/29/2012	1,030,698.01
Less:	Outstanding Checks	(19,791.33)
Adjusted Bank Balance as of :	2/29/2012	<u>1,010,906.68</u>

Prepared by: Linda Bilski
Date: 3/5/2012

Reviewed by: Virginia By
Date: 3/5/2012

MultiDay Balance Report -- for Virginia Holloway

Date range: Feb 01, 2012 thru Feb 29, 2012

Bank Name TD Bank

Account # **Account Name: General Fund Accounts Payable (USD)**

Account Summary	Amount
Opening Ledger (as of 02/01/2012)	\$1,030,873.01
Total Credits	\$0.00
Total Debits	\$175.00
Closing Ledger (as of 02/29/2012)	\$1,030,698.01

Detail Debit Transactions	Amount	Bank Ref.	Cust Ref.	Notes
02/03/2012 Check Paid	\$175.00	592768421	0000089815	CHECK
Item Count 1				
	\$175.00			

**ROCKY POINT UFSD
O/S CHECK LIST ACCT#
AS OF FEBRUARY 29, 2012**

DATE	CHECK#	AMOUNT
3/22/2011	88460	\$30.00
5/24/2011	88925	\$125.00
8/9/2011	89592	\$55.00
9/7/2011	89725	\$18,718.28
9/27/2011	89883	\$805.41
10/12/2011	89968	\$15.00
10/25/2011	90077	\$35.00
11/2/2011	90144	\$7.64
		<u>\$19,791.33</u>

DETAIL ACCOUNT TRANSACTIONS - A 2007 TD-ACCOUNTS PAYABLE - 02/01/12 - 02/29/12

DATE	REF#	INV#	VEND#	EXPLANATION	SCH#	DEBITS	CREDITS	BALANCE
02/01/12				BALANCE 07/01/11 - 01/31/12		0.00	0.00	1,010,906.68
					TOTALS	0.00	0.00	1,010,906.68

Report Completed 9:04 AM

Rocky Point Union Free School District
Treasurer's Report
General Fund - Investment A2008
Capital One Bank - Account #
As of: February 29, 2012

Reconciled Balance as of: 1/31/2012 13,979,049.47

Receipts:

	7,175,590.00	
Tax Revenue	7,181.95	
Interest	7,181.95	7,182,771.95

Disbursements:

	1,983,024.33	
Funding Transfer: Net Payroll	1,201,709.31	
Funding Transfer: Payroll Deductions	1,950,969.44	
Funding Transfer: AP Warrants	1,950,969.44	(5,135,703.08)

Total available balance per General Ledger as of: 2/29/2012 16,026,118.34

Bank Balance as of: 2/29/2012 16,026,118.34

Prepared by: Linda Bilski
Date: 3/5/2012

Reviewed by: Viviana Ho
Date: 3/5/2012



ROCKY POINT UFSD
GENERAL FUND INVESTMENT ACCOUNT
90 ROCKY POINT YAPHANK RD
ROCKY POINT NY 11778-8423

LL22
112900

▶ Contact your Relationship Manager to discuss targeted solutions for your evolving business needs.

ACCOUNT SUMMARY FOR PERIOD FEBRUARY 01, 2012 - FEBRUARY 29, 2012

Government Bking Cking w/i 000		ROCKY POINT UFSD	
Previous Balance 01/31/12	\$13,979,049.47	Number of Days in Cycle	29
3 Deposits/Credits	\$7,175,590.00	Minimum Balance This Cycle	\$13,979,049.47
Interest Paid	\$7,181.95	Average Collected Balance	\$18,124,785.80
7 Checks/Debits	(\$5,135,703.08)	Interest Earned During this Cycle	\$7,181.95
Service Charges	\$0.00	Interest Paid Year-To-Date	\$9,768.61
Ending Balance 02/29/12	\$16,026,118.34	Annual Percentage Yield (This Statement Period)	0.50%

ACCOUNT DETAIL FOR PERIOD FEBRUARY 01, 2012 - FEBRUARY 29, 2012

Government Bking Cking w/i		ROCKY POINT UFSD		
Date	Description	Deposits/Credits	Withdrawals/Debits	Resulting Balance
02/01	ACH deposit BROOKHAVEN WARRANT 04 020112 ROCKY POINT SCH DIST SCS09	\$3,948,141.00		\$17,927,190.47
02/08	Book transfer debit TO 7527019596		\$118,447.58	\$17,808,742.89
02/13	ACH deposit BROOKHAVEN WARRANT 05 021312 ROCKY POINT SCH DIST SCS09	\$2,099,409.00		\$19,908,151.89
02/13	Book transfer debit TO 7047893946		\$1,128,649.48	\$18,779,502.41
02/13	Book transfer debit TO 7047893954		\$662,210.68	\$18,117,291.73
02/16	Book transfer debit TO 7527019596		\$34,697.18	\$18,082,594.55
02/24	ACH deposit BROOKHAVEN WARRANT 06 022412 ROCKY POINT SCH DIST SCS09	\$1,128,040.00		\$19,210,634.55
02/29	Interest paid	\$7,181.95		\$19,217,816.50
02/29	Book transfer debit TO 7527019596		\$1,797,824.68	\$17,419,991.82
02/29	Book transfer debit TO 7047893946		\$854,374.85	\$16,565,616.97

Thank you for banking with us.

DETAIL ACCOUNT TRANSACTIONS - A 2008 CAPITAL ONE INVESTMENT - 02/01/12 - 02/29/12

DATE	REF#	INV#	VEND#	EXPLANATION	SCH#	DEBITS	CREDITS	BALANCE
02/01/12				BALANCE 07/01/11 - 01/31/12		0.00	0.00	13,979,049.47
02/09/12	198			FUND WARRANT #47	JE-17	0.00	118,447.58	13,860,601.89
02/14/12	1020391			TAX REVENUE #4	CR-9	3,948,141.00	0.00	17,808,742.89
02/14/12	1020392			TAX REVENUE #5	CR-9	2,099,409.00	0.00	19,908,151.89
02/15/12	1020393			TRUST & AGENCY DEDUCTIO	CR-9	0.00	662,210.68	19,245,941.21
02/15/12	1020394			FUND NET PAYROLL 2.17.12	CR-9	0.00	1,128,649.48	18,117,291.73
02/17/12	1020398			FUND WARRANT #48	CR-9	0.00	34,697.18	18,082,594.55
02/24/12	1020399			TAX REVENUE #6	CR-9	1,128,040.00	0.00	19,210,634.55
02/28/12	1020421			FUND NET PAYROLL 3.2.12	CR-9	0.00	854,374.85	18,356,259.70
02/28/12	1020420			TRUST & AGENCY DEDUCTIO	CR-9	0.00	539,498.63	17,816,761.07
02/28/12	1020419			FUND WARRANT 50	CR-9	0.00	1,797,824.68	16,018,936.39
02/28/12	1020432			INTEREST INCOME	CR-9	7,181.95	0.00	16,026,118.34
				TOTALS		7,182,771.95	5,135,703.08	16,026,118.34

Report Completed 2:18 PM

Rocky Point Union Free School District
Treasurer's Report
General Fund - Operating A2009
Capital One Bank - Account #
As of: February 29, 2012

Reconciled Balance as of:	1/31/2012	4,000,000.00
Receipts:	<hr/>	0.00
Disbursements:	<hr/>	0.00
Total available balance per General Ledger as of:	2/29/2012	<u>4,000,000.00</u>
Bank Balance as of:	2/29/2012	4,000,000.00
		<hr/> <hr/>

Prepared by: Linda Bilski
Date: 3/2/2012

Reviewed by: Virginia Holly
Date: 3/2/2012

Rocky Point Union Free School District
Treasurer's Report
General Fund - Class Investment A203
Bank of New York - Account #
As of: February 29, 2012

Reconciled Balance as of: 1/31/2012 1,772,516.05

Receipts:

State Aid	130,301.43	
Federal Grant Revenue	610,533.00	
Cafeteria Revenue	82,059.00	
		822,893.43

Disbursements:

_____ 0.00

Total available balance per General Ledger as of: 2/29/2012 2,595,409.48

Bank Balance as of: 2/29/2012 2,595,409.48

Prepared by: *Lisa Belski*

Reviewed by:

Virginia Hall



ROCKY POINT UFSD
OPERATING ACCOUNT
90 ROCKY POINT YAPHANK RD
ROCKY POINT NY 11778-8423

LL22
82040

▶ Contact your Relationship Manager to discuss targeted solutions for your evolving business needs.

ACCOUNT SUMMARY FOR PERIOD FEBRUARY 01, 2012 - FEBRUARY 29, 2012

Government Banking Checking		ROCKY POINT UFSD	
Previous Balance 01/31/12	\$4,000,000.00	Number of Days in Cycle	29
0 Deposits/Credits	\$0.00	Minimum Balance This Cycle	\$4,000,000.00
0 Checks/Debits	\$0.00	Average Collected Balance	\$4,000,000.00
Service Charges	\$0.00		
Ending Balance 02/29/12	\$4,000,000.00		

ACCOUNT DETAIL FOR PERIOD FEBRUARY 01, 2012 - FEBRUARY 29, 2012

Government Banking Checking		ROCKY POINT UFSD		
<i>Date</i>	<i>Description</i>	<i>Deposits/Credits</i>	<i>Withdrawals/Debits</i>	<i>Resulting Balance</i>
02/01				\$4,000,000.00
	No Account Activity this Statement Period			
02/29				\$4,000,000.00
Total		\$0.00	\$0.00	
No Items Processed				

Thank you for banking with us.

COLR099B 6056 5113 204 07 120301 PAGE 00001 OF 00001 82040

0-1

DETAIL ACCOUNT TRANSACTIONS - A 2009 CAPITAL ONE OPERATING - 02/01/12 - 02/29/12

DATE	REF#	INV#	VEND#	EXPLANATION	SCH#	DEBITS	CREDITS	BALANCE
02/01/12				BALANCE 07/01/11 - 01/31/12		0.00	0.00	4,000,000.00
					TOTALS	0.00	0.00	4,000,000.00

Report Completed 1:53 PM

Rocky Point Union Free School District
Treasurer's Report
General Fund - AP Checking A2010
Capital One Bank - Account #
As of: February 29, 2012

Reconciled Balance as of: 1/31/2012 156,577.10

Receipts:

Lost Books	150.00	
Drivers Ed	200.00	
Health Premiums	14,202.79	
Refund	37.23	
Copy Fee	16.75	
ERATE	1,538.27	
Medicaid	3,921.39	
CPSE Excess Admin	60,243.00	
Funding Transfer	1,950,969.44	
Interest	298.75	
		2,031,577.62

Disbursements:

Cash Disbursements	1,951,446.44	(1,951,446.44)
--------------------	--------------	----------------

Total available balance per General Ledger as of: 2/29/2012 236,708.28

Bank Balance as of: 2/29/2012 2,038,299.04

Less: Outstanding Checks (1,801,590.76)

Adjusted Bank Balance as of: 2/29/2012 236,708.28
0.00

Prepared by: Linda Bilski
Date: 3/5/2012

Reviewed by: Vignia Holly
Date: 3/5/2012

Direct inquiries to Customer Service
(877) 694-9111

ROCKY POINT UFSD
GENERAL FUND CHECKING
90 ROCKY POINT YAPHANK RD
ROCKY POINT NY 11778-8423

Special handle

143 ENCLOSURES Page 1 of 5

Government Bking Cking w/i

Opening balance	02-01-12	2,282,431.02
+Deposits/Credits	10	2,031,278.87
-Checks/Debits	143	2,275,709.60
-Service charge		0.00
+Interest paid		298.75
Ending balance	02-29-12	2,038,299.04
Days in Statement Period	29	

INTEREST INFORMATION

Average Daily Balance	753,886.17
Days in Earnings Period	29
Interest Earned	298.75
Annual Percentage Yield Earned	0.50 %
Interest Paid this Year	492.17
Interest paid during 2011	95.36

DATE	DESCRIPTION	CHECK#	DEBITS	CREDITS	BALANCE
	Beginning Balance				2,282,431.02
02-01	Check Withdrawal	90929	28,159.51		2,254,271.51
02-01	Check Withdrawal	90899	8,728.68		2,245,542.83
02-01	Check Withdrawal	90915	7,615.29		2,237,927.54
02-01	Check Withdrawal	90922	3,481.20		2,234,446.34
02-01	Check Withdrawal	90928	61.43		2,234,384.91
02-01	Check Withdrawal	90924	27.50		2,234,357.41

ROCKY POINT UFSD
AS OF FEB 29, 2012
O/S CHECK LIST ACCT#

CHECK DATE	CHECK#	CHECK AMOUNT
2/29/2012	91071	\$7.50
2/29/2012	91077	\$18.87
2/29/2012	91079	\$21.52
2/29/2012	91067	\$21.56
2/14/2012	91037	\$22.67
12/7/2011	90481	\$24.42
2/29/2012	91112	\$26.36
2/29/2012	91101	\$30.00
2/29/2012	91073	\$33.08
2/29/2012	91122	\$35.10
1/11/2012	90843	\$40.00
2/29/2012	91121	\$42.17
2/29/2012	91084	\$45.94
2/29/2012	91111	\$60.00
2/29/2012	91065	\$61.86
2/14/2012	91060	\$65.00
2/29/2012	91066	\$70.38
12/21/2011	90737	\$75.00
2/29/2012	91080	\$82.58
2/29/2012	91087	\$85.29
12/13/2011	90541	\$96.40
2/29/2012	91085	\$103.80
2/29/2012	91103	\$120.94
2/29/2012	91092	\$125.00
2/29/2012	91093	\$140.00
1/31/2012	90976	\$150.00
2/29/2012	91102	\$150.00
2/29/2012	91099	\$171.94
2/29/2012	91114	\$192.02
2/29/2012	91088	\$220.00
2/29/2012	91117	\$231.33
2/29/2012	91068	\$249.00
2/29/2012	91118	\$275.00
2/29/2012	91107	\$276.35
2/29/2012	91113	\$288.64
12/21/2011	90723	\$334.00
1/25/2012	90919	\$350.00
2/14/2012	91042	\$350.00
2/29/2012	91105	\$372.00
2/29/2012	91082	\$428.04
2/14/2012	91056	\$465.00
2/29/2012	91109	\$523.87
2/29/2012	91094	\$544.00
2/29/2012	91104	\$558.50
12/13/2011	90495	\$578.40
2/29/2012	91100	\$618.30
2/29/2012	91083	\$671.29
2/29/2012	91119	\$699.00
2/29/2012	91115	\$715.00
2/29/2012	91116	\$715.00
2/29/2012	91064	\$874.50
2/29/2012	91108	\$877.80
2/29/2012	91098	\$1,020.00
2/14/2012	91052	\$1,215.19
2/29/2012	91120	\$1,314.50
2/29/2012	91074	\$1,778.75
2/29/2012	91072	\$2,482.50
2/29/2012	91089	\$3,300.00
2/29/2012	91070	\$4,022.50
2/29/2012	91081	\$4,954.65
2/29/2012	91095	\$4,998.00
2/29/2012	91069	\$8,724.17
2/29/2012	91097	\$9,772.23
2/29/2012	91110	\$10,854.00
2/29/2012	91078	\$13,000.00
2/29/2012	91086	\$14,731.16
2/29/2012	91096	\$35,237.47
2/29/2012	91091	\$422,920.15
2/29/2012	91106	\$582,244.31
2/29/2012	91076	\$665,686.76

\$1,801,590.76

DETAIL ACCOUNT TRANSACTIONS - A 2010 CAPITAL ONE AP CHECKING - 02/01/12 - 02/29/12

DATE	REF#	INV#	VEND#	EXPLANATION	SCH#	DEBITS	CREDITS	BALANCE
02/01/12				BALANCE 07/01/11 - 01/31/12		0.00	0.00	156,577.10
02/01/12				* SEE CASH DISBURSEMENT	CD-46	0.00	150.00	156,427.10
02/07/12	1020378			REFUND CK FROM MCGRAW	CR-9	37.23	0.00	156,464.33
02/07/12	1020379			DRIVERS ED	CR-9	200.00	0.00	156,664.33
02/07/12	1020375			HEALTH, DENTAL	CR-9	9,436.79	0.00	166,101.12
02/07/12	1020405			HEALTH, DENTAL,	CR-9	977.33	0.00	167,078.45
02/08/12				* SEE CASH DISBURSEMENT	CD-47	0.00	118,774.58	48,303.87
02/09/12	198			FUND WARRANT #47	JE-17	118,447.58	0.00	166,751.45
02/10/12	1020383			LOST BOOK / MS	CR-9	40.00	0.00	166,791.45
02/14/12	1020406			HEALTH, DENTAL	CR-9	3,788.67	0.00	170,580.12
02/15/12				* SEE CASH DISBURSEMENT	CD-48	0.00	34,697.18	135,882.94
02/17/12	1020400			FOIL COPYING FEE	CR-9	9.00	0.00	135,891.94
02/17/12	1020401			ERATE PY13 10/11 INTEL	CR-9	1,538.27	0.00	137,430.21
02/17/12	1020402			LOST CALCULATOR	CR-9	110.00	0.00	137,540.21
02/17/12	1020403			COPY FEE	CR-9	2.00	0.00	137,542.21
02/17/12	1020404			MEDICAID CK#36212109	CR-9	3,921.39	0.00	141,463.60
02/17/12	1020398			FUND WARRANT #48	CR-9	34,697.18	0.00	176,160.78
02/28/12	1020416			2009-2010 CPSE EXCESS AD	CR-9	60,243.00	0.00	236,403.78
02/28/12	1020419			FUND WARRANT 50	CR-9	1,797,824.68	0.00	2,034,228.46
02/28/12	1020417			FOIL COPYING FEES	CR-9	5.75	0.00	2,034,234.21
02/28/12	1020429			INTEREST	CR-9	298.75	0.00	2,034,532.96
02/29/12				* SEE CASH DISBURSEMENT	CD-50	0.00	1,797,824.68	236,708.28
				TOTALS		2,031,577.62	1,951,446.44	236,708.28

Report Completed 9:47 AM

MultiDay Balance Report -- for Virginia Holloway

Date range: Feb 01, 2012 thru Feb 29, 2012

Bank Name	TD Bank
Account #:	Account Name: Cafeteria Fund Checking (USD)
<input checked="" type="checkbox"/> Account Summary	Amount
Opening Ledger (as of 02/01/2012)	\$26,673.65
Total Credits	\$0.00
Total Debits	\$0.00
Closing Ledger (as of 02/29/2012)	\$26,673.65

DETAIL ACCOUNT TRANSACTIONS - C 204 TD - CAFETERIA CHECKING - 02/01/12 - 02/29/12

DATE	REF#	INV#	VEND#	EXPLANATION	SCH#	DEBITS	CREDITS	BALANCE
02/01/12				BALANCE 07/01/11 - 01/31/12		0.00	0.00	26,673.65
					TOTALS	0.00	0.00	26,673.65

Report Completed 8:31 AM

Rocky Point Union Free School District
Treasurer's Report
Cafeteria ACH - C205
TD Bank,NA - Account #
As of: February 29, 2012

Reconciled Balance as of:	1/31/2012		143,825.75
Receipts:			
	Discover Reimbursement	48.75	
	Café Sales	<u>17,005.30</u>	
			17,054.05
Disbursements:			
		<u> </u>	<u>0.00</u>
Total available balance per General Ledger as of:	2/29/2012		<u><u>160,879.80</u></u>
Bank Balance as of:	2/29/2012		158,995.65
Plus:	Deposit in Transit		1,884.15
Adjusted Bank Balance as of :	2/29/2012		<u><u>160,879.80</u></u>

Prepared by: Linda Bilski
Date: 3/8/2012

Reviewed by: Virginia 164
Date: 3/8/2012



Bank

America's Most Convenient Bank®



T

STATEMENT OF ACCOUNT

762663 06DD1H35 1 000000
ROCKY POINT UFSD
CAFETERIA FUND ACH REVENUE
90 ROCKY POINT YAPHANK RD
ROCKY POINT NY 11778-8423

Page: 1 of 6
Statement Period: Feb 01 2012-Feb 29 2012
Cust Ref #: -T-***
Primary Account #:

Municipal Checking

ROCKY POINT UFSD
CAFETERIA FUND ACH REVENUE

Account #

ACCOUNT SUMMARY

Statement Balance as of 02/01	141,775.75
Plus 90 Deposits and Other Credits	17,219.90
Less 0 Checks and Other Debits	0.00
Statement Balance as of 02/29	158,995.65

ACCOUNT ACTIVITY

Transactions by Date

DATE	DESCRIPTION	DEBIT	CREDIT	BALANCE
2/1	CCD DEPOSIT		335.00	142,110.75
	MERCHANT BANKCD DEPOSIT 362303181881			
2/1	CCD DEPOSIT		190.00	142,300.75
	MERCHANT BANKCD DEPOSIT 362303172880			
2/1	CCD DEPOSIT		190.00	142,490.75
	MERCHANT BANKCD DEPOSIT 362303194884			
2/1	CCD DEPOSIT		65.00	142,555.75
	MERCHANT BANKCD DEPOSIT 362303167880			
2/2	CCD DEPOSIT		440.00	142,995.75
	MERCHANT BANKCD DEPOSIT 362303181881			
2/2	CCD DEPOSIT		420.00	143,415.75
	MERCHANT BANKCD DEPOSIT 362303167880			
2/2	CCD DEPOSIT		240.00	143,655.75
	MERCHANT BANKCD DEPOSIT 362303172880			
2/2	CCD DEPOSIT		170.00	143,825.75
	MERCHANT BANKCD DEPOSIT 362303194884			
2/3	CCD DEPOSIT		500.00	144,325.75
	MERCHANT BANKCD DEPOSIT 362303167880			
2/3	CCD DEPOSIT		180.00	144,505.75
	MERCHANT BANKCD DEPOSIT 362303194884			
2/3	CCD DEPOSIT		158.05	144,663.80
	MERCHANT BANKCD DEPOSIT 362303181881			
2/3	CCD DEPOSIT		130.00	144,793.80
	MERCHANT BANKCD DEPOSIT 362303172880			
2/6	CCD DEPOSIT		480.00	145,273.80
	MERCHANT BANKCD DEPOSIT 362303167880			
2/6	CCD DEPOSIT		480.00	145,753.80
	MERCHANT BANKCD DEPOSIT 362303167880			

Call 1-800-THE FIRST NATIONAL for 24-hour Direct Banking service



DETAIL ACCOUNT TRANSACTIONS - C 205 TD-CAFETERIA ACH REVENUE - 02/01/12 - 02/29/12

DATE	REF#	INV#	VEND#	EXPLANATION	SCH#	DEBITS	CREDITS	BALANCE
02/01/12				BALANCE 07/01/11 - 01/31/12		0.00	0.00	143,825.75
02/28/12	1020457			DISCOVER PROMOTION - ML	CR-9	48.75	0.00	143,874.50
02/28/12	1020458			FJC ACH	CR-9	5,911.00	0.00	149,785.50
02/28/12	1020459			JAE ACH	CR-9	3,655.00	0.00	153,440.50
02/28/12	1020460			RPHS ACH	CR-9	2,750.00	0.00	156,190.50
02/28/12	1020461			RPMS ACH	CR-9	4,630.00	0.00	160,820.50
02/28/12	214			ACH FEES	JE-17	59.30	0.00	160,879.80
				TOTALS		17,054.05	0.00	160,879.80

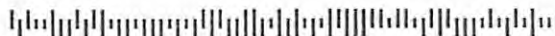
Report Completed 8:47 AM

Rocky Point Union Free School District
Treasurer's Report
Cafeteria Checking - C207
Capital One - Account # 7
As of: February 29, 2012

Reconciled Balance as of:	1/31/2012		110,060.64
Receipts:			
	Student Deposits	58,850.88	
	Interest	46.88	
			58,897.76
Disbursements:			
	NSF Checks and Deposit Corrections	66.82	
	Cash Disbursements	38,952.72	
			(39,019.54)
Total available balance per General Ledger as of:	2/29/2012		129,938.86
Bank Balance as of:	2/29/2012		113,369.36
Less:	Outstanding Checks		(16,963.48)
Add:	Deposit in Transit		3,907.54
	Bank Adjustment		29,625.44
Adjusted Bank Balance as of :	2/29/2012		129,938.86

Prepared by: *Linda Beliski*

Reviewed by: *Virginia Bell*



ROCKY POINT UFSD
CAFETERIA CHECKING
90 ROCKY POINT YAPHANK RD
ROCKY POINT NY 11778-8423

LL22
81545

▶ Contact your Relationship Manager to discuss targeted solutions for your evolving business needs.

ACCOUNT SUMMARY FOR PERIOD FEBRUARY 01, 2012 - FEBRUARY 29, 2012

Government Bking Cking w/i		ROCKY POINT UFSD	
Previous Balance 01/31/12	\$139,217.15	Number of Days in Cycle	29
82 Deposits/Credits	\$58,354.56	Minimum Balance This Cycle	\$103,395.79
Interest Paid	\$46.88	Average Collected Balance	\$118,305.33
48 Checks/Debits	(\$84,249.23)	Interest Earned During this Cycle	\$46.88
Service Charges	\$0.00	Interest Paid Year-To-Date	\$94.52
Ending Balance 02/29/12	\$113,369.36	Annual Percentage Yield (This Statement Period)	0.50%

ACCOUNT DETAIL FOR PERIOD FEBRUARY 01, 2012 - FEBRUARY 29, 2012

Government Bking Cking w/i		ROCKY POINT UFSD		
<i>Date</i>	<i>Description</i>	<i>Deposits/Credits</i>	<i>Withdrawals/Debits</i>	<i>Resulting Balance</i>
02/01	Customer deposit	\$224.85		\$139,442.00
02/01	Customer deposit	\$143.70		\$139,585.70
02/02	Customer deposit	\$1,451.63		\$141,037.33
02/02	Customer deposit	\$1,326.10		\$142,363.43
02/02	Customer deposit	\$1,233.72		\$143,597.15
02/02	Customer deposit	\$1,007.95		\$144,605.10
02/02	Customer deposit	\$746.55		\$145,351.65
02/02	Customer deposit	\$589.02		\$145,940.67
02/02	Customer deposit	\$472.25		\$146,412.92
02/02	Customer deposit	\$262.30		\$146,675.22
02/02	Deposit correction credit	\$31.82		\$146,707.04
02/02	Deposit correction debit		\$31.72	\$146,675.32
02/03	Customer deposit	\$1,093.60		\$147,768.92
02/03	Customer deposit	\$679.40		\$148,448.32
02/03	Customer deposit	\$509.40		\$148,957.72
02/03	Customer deposit	\$270.35		\$149,228.07
02/03	Customer deposit	\$175.95		\$149,404.02

COLR0998 6056 5113 204 07 120301 PAGE 00001 OF 00005

0-1

DETAIL ACCOUNT TRANSACTIONS - C 207 CAPITAL ONE CHECKING - 02/01/12 - 02/29/12

DATE	REF#	INV#	VEND#	EXPLANATION	SCH#	DEBITS	CREDITS	BALANCE
02/01/12				BALANCE 07/01/11 - 01/31/12		0.00	0.00	110,060.64
02/01/12	1020439			CAF'T RECEIPTS	CR-10	1,265.54	0.00	111,326.18
02/01/12	1020439			CAF'T RECEIPTS	CR-10	143.70	0.00	111,469.88
02/01/12	1020439			CAF'T RECEIPTS	CR-10	1,451.63	0.00	112,921.51
02/01/12	1020439			CAF'T RECEIPTS	CR-10	746.55	0.00	113,668.06
02/01/12	1020439			CAF'T RECEIPTS	CR-10	472.25	0.00	114,140.31
02/02/12	1020440			CAF'T RECEIPTS	CR-10	1,093.60	0.00	115,233.91
02/02/12	1020440			CAF'T RECEIPTS	CR-10	175.95	0.00	115,409.86
02/02/12	1020440			CAF'T RECEIPTS	CR-10	1,308.92	0.00	116,718.78
02/02/12	1020440			CAF'T RECEIPTS	CR-10	679.40	0.00	117,398.18
02/02/12	1020440			CAF'T RECEIPTS	CR-10	510.40	0.00	117,908.58
02/03/12	1020441			CAF'T RECEIPTS	CR-10	1,126.98	0.00	119,035.56
02/03/12	1020441			CAF'T RECEIPTS	CR-10	270.35	0.00	119,305.91
02/03/12	1020441			CAF'T RECEIPTS	CR-10	1,295.77	0.00	120,601.68
02/03/12	1020441			CAF'T RECEIPTS	CR-10	829.91	0.00	121,431.59
02/03/12	1020441			CAF'T RECEIPTS	CR-10	957.70	0.00	122,389.29
02/06/12	1020442			CAF'T RECEIPTS	CR-10	1,201.60	0.00	123,590.89
02/06/12	1020442			CAF'T RECEIPTS	CR-10	137.90	0.00	123,728.79
02/06/12	1020442			CAF'T RECEIPTS	CR-10	1,671.14	0.00	125,399.93
02/06/12	1020442			CAF'T RECEIPTS	CR-10	822.61	0.00	126,222.54
02/06/12	1020442			CAF'T RECEIPTS	CR-10	505.00	0.00	126,727.54
02/07/12	1020443			CAF'T RECEIPTS	CR-10	1,204.14	0.00	127,931.68
02/07/12	1020443			CAF'T RECEIPTS	CR-10	171.40	0.00	128,103.08
02/07/12	1020443			CAF'T RECEIPTS	CR-10	993.20	0.00	129,096.28
02/07/12	1020443			CAF'T RECEIPTS	CR-10	764.54	0.00	129,860.82
02/07/12	1020443			CAF'T RECEIPTS	CR-10	363.85	0.00	130,224.67
02/08/12	1020444			CAF'T RECEIPTS	CR-10	923.39	0.00	131,148.06
02/08/12	1020444			CAF'T RECEIPTS	CR-10	177.90	0.00	131,325.96
02/08/12	1020444			CAF'T RECEIPTS	CR-10	1,063.34	0.00	132,389.30
02/08/12	1020444			CAF'T RECEIPTS	CR-10	505.50	0.00	132,894.80
02/08/12	1020444			CAF'T RECEIPTS	CR-10	530.40	0.00	133,425.20
02/08/12	194			NSF-MOORING	JE-17	0.00	15.00	133,410.20
02/08/12	197			DEPOSIT CORRECTION OF S	JE-17	0.00	31.72	133,378.48
02/08/12				* SEE CASH DISBURSEMENT	CD-23	0.00	7,635.93	125,742.55
02/09/12	1020445			CAF'T RECEIPTS	CR-10	1,063.49	0.00	126,806.04
02/09/12	1020445			CAF'T RECEIPTS	CR-10	185.50	0.00	126,991.54
02/09/12	1020445			CAF'T RECEIPTS	CR-10	905.46	0.00	127,897.00
02/09/12	1020445			CAF'T RECEIPTS	CR-10	514.95	0.00	128,411.95
02/09/12	1020445			CAF'T RECEIPTS	CR-10	522.30	0.00	128,934.25
02/10/12	1020446			CAF'T RECEIPTS	CR-10	242.10	0.00	129,176.35
02/10/12	1020446			CAF'T RECEIPTS	CR-10	994.55	0.00	130,170.90
02/10/12	1020446			CAF'T RECEIPTS	CR-10	528.40	0.00	130,699.30
02/10/12	1020446			CAF'T RECEIPTS	CR-10	1,106.00	0.00	131,805.30

DETAIL ACCOUNT TRANSACTIONS - C 207 CAPITAL ONE CHECKING - 02/01/12 - 02/29/12

DATE	REF#	INV#	VEND#	EXPLANATION	SCH#	DEBITS	CREDITS	BALANCE
02/10/12	1020446			CAF'T RECEIPTS	CR-10	517.95	0.00	132,323.25
02/13/12	1020447			CAF'T RECEIPTS	CR-10	1,117.10	0.00	133,440.35
02/13/12	1020447			CAF'T RECEIPTS	CR-10	111.35	0.00	133,551.70
02/13/12	1020447			CAF'T RECEIPTS	CR-10	1,463.60	0.00	135,015.30
02/13/12	1020447			CAF'T RECEIPTS	CR-10	535.91	0.00	135,551.21
02/13/12	1020447			CAF'T RECEIPTS	CR-10	414.35	0.00	135,965.56
02/14/12	1020448			CAF'T RECEIPTS	CR-10	1,309.70	0.00	137,275.26
02/14/12	1020448			CAF'T RECEIPTS	CR-10	178.75	0.00	137,454.01
02/14/12	1020448			CAF'T RECEIPTS	CR-10	1,208.50	0.00	138,662.51
02/14/12	1020448			CAF'T RECEIPTS	CR-10	584.57	0.00	139,247.08
02/14/12	1020448			CAF'T RECEIPTS	CR-10	326.25	0.00	139,573.33
02/15/12	1020449			CAF'T RECEIPTS	CR-10	158.00	0.00	139,731.33
02/15/12	1020449			CAF'T RECEIPTS	CR-10	1,051.31	0.00	140,782.64
02/15/12	1020449			CAF'T RECEIPTS	CR-10	1,196.01	0.00	141,978.65
02/15/12	1020449			CAF'T RECEIPTS	CR-10	441.49	0.00	142,420.14
02/15/12	1020449			CAF'T RECEIPTS	CR-10	352.25	0.00	142,772.39
02/15/12				* SEE CASH DISBURSEMENT	CD-24	0.00	24,045.31	118,727.08
02/16/12	1020450			CAF'T RECEIPTS	CR-10	191.25	0.00	118,918.33
02/16/12	1020450			CAF'T RECEIPTS	CR-10	1,118.95	0.00	120,037.28
02/16/12	1020450			CAF'T RECEIPTS	CR-10	1,127.58	0.00	121,164.86
02/16/12	1020450			CAF'T RECEIPTS	CR-10	434.10	0.00	121,598.96
02/16/12	1020450			CAF'T RECEIPTS	CR-10	344.40	0.00	121,943.36
02/17/12	1020451			CAF'T RECEIPTS	CR-10	267.10	0.00	122,210.46
02/17/12	1020451			CAF'T RECEIPTS	CR-10	976.19	0.00	123,186.65
02/17/12	1020451			CAF'T RECEIPTS	CR-10	1,278.77	0.00	124,465.42
02/17/12	1020451			CAF'T RECEIPTS	CR-10	706.46	0.00	125,171.88
02/17/12	1020451			CAF'T RECEIPTS	CR-10	385.00	0.00	125,556.88
02/27/12	1020452			CAF'T RECEIPTS	CR-10	1,192.50	0.00	126,749.38
02/27/12	1020452			CAF'T RECEIPTS	CR-10	170.40	0.00	126,919.78
02/27/12	1020452			CAF'T RECEIPTS	CR-10	1,351.27	0.00	128,271.05
02/27/12	1020452			CAF'T RECEIPTS	CR-10	825.03	0.00	129,096.08
02/27/12	1020452			CAF'T RECEIPTS	CR-10	599.75	0.00	129,695.83
02/28/12	213			REVERSE JE#202-DEP. CORR	JE-17	0.00	26.90	129,668.93
02/28/12	212			REVERSE JE#194- NSF MOO	JE-17	15.00	0.00	129,683.93
02/28/12	202			DEPOSIT CORRECTION OF S	JE-17	26.90	0.00	129,710.83
02/28/12	204			NSF CHECK - WERTZ	JE-17	0.00	35.00	129,675.83
02/28/12	1020456			INTEREST REVENUE	CR-9	46.88	0.00	129,722.71
02/28/12	1020453			CAF'T RECEIPTS	CR-10	586.90	0.00	130,309.61
02/28/12	1020453			CAF'T RECEIPTS	CR-10	1,368.65	0.00	131,678.26
02/28/12	1020453			CAF'T RECEIPTS	CR-10	1,144.59	0.00	132,822.85
02/28/12	1020453			CAF'T RECEIPTS	CR-10	691.80	0.00	133,514.65
02/28/12	1020453			CAF'T RECEIPTS	CR-10	375.15	0.00	133,889.80
02/29/12				* SEE CASH DISBURSEMENT	CD-25	0.00	7,271.48	126,618.32

DETAIL ACCOUNT TRANSACTIONS - C 207 CAPITAL ONE CHECKING - 02/01/12 - 02/29/12

DATE	REF#	INV#	VEND#	EXPLANATION	SCH#	DEBITS	CREDITS	BALANCE
02/29/12	1020454			CAF'T RECEIPTS	CR-10	1,037.10	0.00	127,655.42
02/29/12	1020454			CAF'T RECEIPTS	CR-10	1,279.94	0.00	128,935.36
02/29/12	1020454			CAF'T RECEIPTS	CR-10	563.35	0.00	129,498.71
02/29/12	1020454			CAF'T RECEIPTS	CR-10	440.25	0.00	129,938.96
				TOTALS		58,939.66	39,061.34	129,938.96

Report Completed 12:37 PM

Bank Reconciliation Outstanding Checks Listing as of 02/29/12

CHECK#	ISSUE DATE	PAYEE	AMOUNT	CLEARED	CLEAR DATE
8542	02/15/12	DOMINOS PIZZA	8,777.00	N	
8545	02/15/12	LONG ISLAND EQUIP SERVICE	915.00	N	
8554	02/29/12	MODERN ITALIAN BAKERY	1,529.51	N	
8555	02/29/12	OAK TREE FARM DAIRY	2,879.97	N	
8556	02/29/12	SCHOOL-LINK TECHNOLOGIES	2,862.00	N	
GRAND TOTAL			16,963.48		
TOTAL CHECKS			5		

Report Completed 11:00 AM



ROCKY POINT UFSD
FEDERAL CHECKING
90 ROCKY POINT YAPHANK RD
ROCKY POINT NY 11778-8423

LL22
81512

▶ Contact your Relationship Manager to discuss targeted solutions for your evolving business needs.

ACCOUNT SUMMARY FOR PERIOD FEBRUARY 01, 2012 - FEBRUARY 29, 2012

Government Bking Cking w/i		ROCKY POINT UFSD	
Previous Balance 01/31/12	\$119,588.92	Number of Days in Cycle	29
1 Deposits/Credits	\$9,913.15	Minimum Balance This Cycle	\$90,203.92
Interest Paid	\$42.55	Average Collected Balance	\$107,369.12
6 Checks/Debits	(\$38,485.00)	Interest Earned During this Cycle	\$42.55
Service Charges	\$0.00	Interest Paid Year-To-Date	\$97.35
Ending Balance 02/29/12	\$91,059.62	Annual Percentage Yield (This Statement Period)	0.50%

ACCOUNT DETAIL FOR PERIOD FEBRUARY 01, 2012 - FEBRUARY 29, 2012

Government Bking Cking w/i				ROCKY POINT UFSD	
Date	Description	Deposits/Credits	Withdrawals/Debits	Resulting Balance	
02/13	Check 3727		\$9,100.00	\$110,488.92	
02/13	Check 3734		\$4,420.00	\$106,068.92	
02/13	Check 3732		\$3,165.00	\$102,903.92	
02/15	Check 3735		\$6,980.00	\$95,923.92	
02/15	Check 3736		\$5,720.00	\$90,203.92	
02/17	ACH deposit ED TREAS 303 MISC PAY 021712 ROCKY POINT UNION FREE *****0200	\$9,913.15		\$100,117.07	
02/29	Interest paid	\$42.55		\$100,159.62	
02/29	Check 3737		\$9,100.00	\$91,059.62	
Total		\$9,955.70	\$38,485.00		

Government Bking Cking w/i				ROCKY POINT UFSD				
Check No.	Date	Amount	Check No.	Date	Amount	Check No.	Date	Amount
3727	02/13	\$9,100.00	3732*	02/13	\$3,165.00	3734*	02/13	\$4,420.00

Thank you for banking with us.

Bank Reconciliation Outstanding Checks Listing as of 02/29/12

CHECK#	ISSUE DATE	PAYEE	AMOUNT	CLEARED	CLEAR DATE
3733	02/08/12	JOHN A NUNLEY	44.82	N	
GRAND TOTAL			44.82		
TOTAL CHECKS			1		

Report Completed 11:20 AM

DETAIL ACCOUNT TRANSACTIONS - F 205 CAPITAL ONE CHECKING - 02/01/12 - 02/29/12

DATE	REF#	INV#	VEND#	EXPLANATION	SCH#	DEBITS	CREDITS	BALANCE
02/01/12				BALANCE 07/01/11 - 01/31/12		0.00	0.00	110,488.92
02/08/12				* SEE CASH DISBURSEMENT	CD-19	0.00	29,429.82	81,059.10
02/16/12	1020395			REMS REVENUE	CR-9	9,913.15	0.00	90,972.25
02/28/12	1020426			INTEREST	CR-9	42.55	0.00	91,014.80
				TOTALS		9,955.70	29,429.82	91,014.80

Report Completed 12:09 PM

Rocky Point Union Free School District
 Treasurer's Report
 Capital Fund Checking - H205
 Capital One Bank - Account # 0
 As of: February 29, 2012

			981,621.59
Reconciled Balance as of:	1/31/2012		
Receipts:			
	Interest	<u>389.86</u>	389.86
Disbursements:			
		<u> </u>	0.00
Total available balance per General Ledger as of:	2/29/2012		<u><u>982,011.45</u></u>
Bank Balance as of:	2/29/2012		982,011.45
Less:	Outstanding Checks		0.00
Adjusted Bank Balance as of :	2/29/2012		<u><u>982,011.45</u></u>

Prepared by: Linda Bilski
 Date: 3/1/2012

Reviewed by:
 Date: 3/1/2012



ROCKY POINT UFSD
CAPITAL FUND CHECKING
90 ROCKY POINT YAPHANK RD
ROCKY POINT NY 11778-8423

LL22
112665

▶ Contact your Relationship Manager to discuss targeted solutions for your evolving business needs.

ACCOUNT SUMMARY FOR PERIOD FEBRUARY 01, 2012 - FEBRUARY 29, 2012

Government Bking Cking w/i		ROCKY POINT UFSD	
Previous Balance 01/31/12	\$1,047,125.84	Number of Days in Cycle	29
0 Deposits/Credits	\$0.00	Minimum Balance This Cycle	\$981,621.59
Interest Paid	\$389.86	Average Collected Balance	\$983,880.35
1 Checks/Debits	(\$65,504.25)	Interest Earned During this Cycle	\$389.86
Service Charges	\$0.00	Interest Paid Year-To-Date	\$833.22
Ending Balance 02/29/12	\$982,011.45	Annual Percentage Yield (This Statement Period)	0.50%

ACCOUNT DETAIL FOR PERIOD FEBRUARY 01, 2012 - FEBRUARY 29, 2012

Government Bking Cking w/i		ROCKY POINT UFSD		
<u>Date</u>	<u>Description</u>	<u>Deposits/Credits</u>	<u>Withdrawals/Debits</u>	<u>Resulting Balance</u>
02/02	Check 35		\$65,504.25	\$981,621.59
02/29	Interest paid	\$389.86		\$982,011.45
Total		\$389.86	\$65,504.25	

Government Bking Cking w/i		ROCKY POINT UFSD						
Checks * designates gap in check sequence								
<u>Check No.</u>	<u>Date</u>	<u>Amount</u>	<u>Check No.</u>	<u>Date</u>	<u>Amount</u>	<u>Check No.</u>	<u>Date</u>	<u>Amount</u>
35	02/02	\$65,504.25						

Thank you for banking with us.

COLR0998 6056 5117 206 07 120301 PAGE 00001 OF 00002 112665

1-1

DETAIL ACCOUNT TRANSACTIONS - H 205 CAPITAL ONE CHECKING - 02/01/12 - 02/29/12

DATE	REF#	INV#	VEND#	EXPLANATION	SCH#	DEBITS	CREDITS	BALANCE
02/01/12				BALANCE 07/01/11 - 01/31/12		0.00	0.00	981,621.59
02/28/12	1020427			INTEREST	CR-9	389.86	0.00	982,011.45
				TOTALS		389.86	0.00	982,011.45

Report Completed 12:21 PM

Rocky Point Union Free School District
Treasurer's Report
Trust and Agency Checking - T200
TD Bank, NA - Account #
As of: February 29, 2012

Reconciled Balance as of:	1/31/2012		3,000.00
Receipts:			0.00
Disbursements:		420.00	
	J/E Reversal	(420.00)	
			<u>0.00</u>
Total available balance per General Ledger as of:	2/29/2012		<u><u>3,000.00</u></u>
Bank Balance as of:	2/29/2012		3,000.00
Adjusted Bank Balance as of :	2/29/2012		<u><u>3,000.00</u></u>

Prepared by:

Linda Bilski

Reviewed by:

V. H. 1/12

MultiDay Balance Report -- for Virginia Holloway

Date range: Feb 01, 2012 thru Feb 29, 2012

Bank Name TD Bank

Account #: 7 **Account Name: Trust and Agency Fund Checking (USD)**

<input checked="" type="checkbox"/> Account Summary	Amount
Opening Ledger (as of 02/01/2012)	\$3,000.00
Total Credits	\$0.00
Total Debits	\$0.00
Closing Ledger (as of 02/29/2012)	\$3,000.00

DETAIL ACCOUNT TRANSACTIONS - T 200 TD - TRUST & AGENCY - 02/01/12 - 02/29/12

DATE	REF#	INV#	VEND#	EXPLANATION	SCH#	DEBITS	CREDITS	BALANCE
02/01/12				BALANCE 07/01/11 - 01/31/12		0.00	0.00	3,000.00
02/28/12	210			REVERSE J/E #180 FOR STOP	JE-17	0.00	420.00	2,580.00
02/28/12				* SEE CASH DISBURSEMENT	CD-33	420.00	0.00	3,000.00
				TOTALS		420.00	420.00	3,000.00

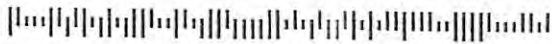
Report Completed 11:31 AM

Rocky Point Union Free School District
Treasurer's Report
Trust and Agency Checking - T204
Capital One Bank - Account #
As of: February 29, 2012

Reconciled Balance as of:	1/31/2012		838,281.58
Receipts:			
	Funding Transfers	1,201,709.31	
	AP Exam Fees	22,670.00	
	Field Trips	3,000.00	
	JAE Science Show	44.00	
	Interest Revenue	210.54	
			1,227,633.85
Disbursements:			
	Cash Disbursements	1,583,474.11	
			(1,583,474.11)
Total available balance per General Ledger as of:	2/29/2012		482,441.32
Bank Balance as of:	2/29/2012		966,455.06
Less:	Outstanding Checks		(32,029.07)
	Outstanding Wires for 3/2/2012 payroll		(451,984.67)
Adjusted Bank Balance as of :	2/29/2012		482,441.32

Prepared by: Linda Bilski
Date: 3/5/2012

Reviewed by: J. Ho
Date: 3/5/2012



ROCKY POINT UFSD
TRUST AND AGENCY ACCOUNT
90 ROCKY POINT YAPHANK RD
ROCKY POINT NY 11778-8423

LL22
112511

► Contact your Relationship Manager to discuss targeted solutions for your evolving business needs.

ACCOUNT SUMMARY FOR PERIOD FEBRUARY 01, 2012 - FEBRUARY 29, 2012

0-1

Government Bking Cking w/i		ROCKY POINT UFSD	
Previous Balance 01/31/12	\$839,810.98	Number of Days in Cycle	29
7 Deposits/Credits	\$1,227,423.31	Minimum Balance This Cycle	\$351,009.22
Interest Paid	\$210.54	Average Collected Balance	\$531,321.72
35 Checks/Debits	(\$1,100,989.77)	Interest Earned During this Cycle	\$210.54
Service Charges	\$0.00	Interest Paid Year-To-Date	\$384.62
Ending Balance 02/29/12	\$966,455.06	Annual Percentage Yield (This Statement Period)	0.50%

ACCOUNT DETAIL FOR PERIOD FEBRUARY 01, 2012 - FEBRUARY 29, 2012

Government Bking Cking w/i		ROCKY POINT UFSD		
<i>Date</i>	<i>Description</i>	<i>Deposits/Credits</i>	<i>Withdrawals/Debits</i>	<i>Resulting Balance</i>
02/03	Customer deposit	\$4.00		\$839,814.98
02/03	Wire transfer withdrawal The OMNI Group 020312		\$57,324.17	\$782,490.81
02/03	ACH Withdrawal IRS USATAXPYMT 020312 ROCKY POINT SCHOOL DIS *****5240		\$333,831.99	\$448,658.82
02/03	ACH Withdrawal New York State 1573803455 020312 ROCKY POINT UNION FREE NY12WT003264080		\$60,763.59	\$387,895.23
02/06	Check 9719		\$446.25	\$387,448.98
02/06	Check 9705		\$420.00	\$387,028.98
02/06	Check 9713		\$327.89	\$386,701.09
02/07	Customer deposit	\$40.00		\$386,741.09
02/07	Check 9721		\$15,094.78	\$371,646.31
02/07	Check 9720		\$4,048.59	\$367,597.72
02/07	Check 9717		\$313.22	\$367,284.50
02/07	Check 9715		\$43.22	\$367,241.28

Thank you for banking with us.

CULR0996 6056 5117 206 07 120301 PAGE 00001 OF 00006 112511

Bank Reconciliation Outstanding Checks Listing as of 02/29/12

CHECK#	ISSUE DATE	PAYEE	AMOUNT	CLEARED	CLEAR DATE
9722	02/03/12	SHERIFF OF SUFFOLK COUNTY	154.53	N	
9736	02/13/12	SHERIFF OF SUFFOLK COUNTY	190.36	N	
9738	02/13/12	VOTE COPE	368.50	N	
9739	02/29/12	AFLAC	2,825.12	N	
9740	02/29/12	J.J. STANIS AND COMPANY,	6,132.46	N	
9741	02/29/12	ROCKY POINT ADMIN ASSOCIA	420.00	N	
9742	02/29/12	SECURITY MUTUAL LIFE INS.	682.34	N	
9743	02/29/12	COMMISSIONER OF TAXATION	43.22	N	
9744	02/29/12	NYS CHILD SUPPORT PROCESS	313.22	N	
9745	02/29/12	NYSUT MEMBER BENEFITS TRU	715.37	N	
9746	02/29/12	ROCKY POINT ADMIN ASSOCIA	446.25	N	
9747	02/29/12	ROCKY POINT SCH REL PERS	4,088.04	N	
9748	02/29/12	ROCKY PT.TEACH.ASSOC.	14,976.78	N	
9749	02/29/12	SHERIFF OF SUFFOLK COUNTY	187.96	N	
9750	02/29/12	US DEPARTMENT OF EDUCATIO	116.42	N	
9751	02/29/12	VOTE COPE	368.50	N	
		GRAND TOTAL	32,029.07		
		TOTAL CHECKS	16		

Report Completed 3:07 PM

DETAIL ACCOUNT TRANSACTIONS - T 204 CAPITAL ONE TRUST & AGENCY - 02/01/12 - 02/29/12

DATE	REF#	INV#	VEND#	EXPLANATION	SCH#	DEBITS	CREDITS	BALANCE
02/01/12				BALANCE 07/01/11 - 01/31/12		0.00	0.00	838,281.58
02/03/12	1020374			SCIENCE SHOW	CR-7	4.00	0.00	838,285.58
02/07/12	1020377			SCIENCE CLUB \$ FROM XCLA	CR-7	40.00	0.00	838,325.58
02/08/12				* SEE CASH DISBURSEMENT	CD-30	0.00	4,790.01	833,535.57
02/08/12	195			HLTH INS.& LTD INS.DECLINA	JE-17	0.00	13,290.52	820,245.05
02/10/12	1020380			TRIP TO NYC FROM XCLASS	CR-7	40.00	0.00	820,285.05
02/10/12	1020381			FIELD TRIP	CR-7	120.00	0.00	820,405.05
02/10/12	1020382			FIELD TRIP	CR-7	2,840.00	0.00	823,245.05
02/15/12	1020393			TRUST & AGENCY DEDUCTIO	CR-9	662,210.68	0.00	1,485,455.73
02/28/12	203			NSF CHECK - MCCABE	JE-17	0.00	40.00	1,485,415.73
02/28/12	1020420			TRUST & AGENCY DEDUCTIO	CR-9	539,498.63	0.00	2,024,914.36
02/28/12	1020433			INTEREST INCOME	CR-9	210.54	0.00	2,025,124.90
02/28/12	1020418			AP EXAM FEES	CR-7	22,670.00	0.00	2,047,794.90
02/29/12				**SEE OPEN CASH DISBURSE	CD-34	0.00	473,240.43	1,574,554.47
02/29/12				* SEE CASH DISBURSEMENT	CD-29	0.00	476,123.25	1,098,431.22
02/29/12				* SEE CASH DISBURSEMENT	CD-31	0.00	605,929.98	492,501.24
02/29/12				* SEE CASH DISBURSEMENT	CD-32	0.00	10,059.92	482,441.32
				TOTALS		1,227,633.85	1,583,474.11	482,441.32

Report Completed 2:41 PM

Rocky Point Union Free School District
Treasurer's Report
Net Payroll Checking - T205
Capital One Bank - Account #
As of: February 29, 2012

Reconciled Balance as of:	1/31/2012		863,164.65
Receipts:			
	Interest	132.35	
	Funding Transfer	<u>1,983,024.33</u>	
			1,983,156.68
Disbursements:			
	Disburse Net Payroll	<u>1,978,480.93</u>	
			<u>(1,978,480.93)</u>
Total available balance per General Ledger as of:	2/29/2012		<u><u>867,840.40</u></u>
Bank Balance as of:	2/29/2012		919,544.09
Less:	Outstanding Checks		<u>(51,703.69)</u>
Adjusted Bank Balance as of:	2/29/2012		<u><u>867,840.40</u></u>

Prepared by: Linda Bilski
Date: 3/5/2012

Reviewed by: J. Holly
Date: 3/5/2012

T205

ExportData[1]

Direct inquiries to Customer Service
(877) 694-9111

ROCKY POINT UFSO
PAYROLL ACCOUNT
90 ROCKY POINT YAPHANK RD
ROCKY POINT NY 11778-8423

245 ENCLOSURES Page 1 of 9

Government Bking Cking w/i

Opening balance	02-01-12	877,792.41
+Deposits/Credits	3	1,983,412.99
-Checks/Debits	247	1,941,793.66
-Service charge		0.00
+Interest paid		132.35
Ending balance	02-29-12	919,544.09
Days in Statement Period	29	

INTEREST INFORMATION

Average Daily Balance	333,993.83
Days in Earnings Period	29
Interest Earned	132.35
Annual Percentage Yield Earned	0.50 %
Interest Paid this Year	227.43
Interest paid during 2011	53.09

DATE	DESCRIPTION	CHECK#	DEBITS	CREDITS	BALANCE
	Beginning Balance				877,792.41
02-01	Check withdrawal	80762	1,696.15		876,096.26
02-03	Check withdrawal	80827	2,475.56		873,620.70
02-03	Check withdrawal	80831	1,951.51		871,669.19
02-03	Check withdrawal	80830	1,089.17		870,580.02
02-03	Check withdrawal	80846	932.32		869,647.70
02-03	Check withdrawal	80845	568.21		869,079.49
02-03	Check withdrawal	80826	510.18		868,569.31
02-03	Check withdrawal	80849	465.42		868,103.89
02-03	Check withdrawal	80842	382.57		867,721.32
02-03	Check withdrawal	80859	115.90		867,605.42
02-03	ACH withdrawal		796,695.69		70,909.73
	PAYROLL ROCKYPT REG SALARY				
	020312 PAYROLL ROCKYPT				
	-SETT-ECASH				
02-03	Check withdrawal	80828	2,776.75		68,132.98
02-03	Check withdrawal	80840	388.93		67,744.05
02-06	Check withdrawal	80856	344.21		67,399.84
02-06	Check withdrawal	80825	3,773.75		63,626.09
02-06	Check withdrawal	80838	3,158.14		60,467.95
02-06	Check withdrawal	80836	2,972.95		57,495.00

ROCKY POINT UFSD
AS OF Feb 29, 2012
O/S Checks Acct.#

3

Check #	Check
80525	\$82.05
80761	\$1,269.73
80872	\$1,030.64
80876	\$1,030.64
80879	\$1,499.88
80891	\$1,625.56
80898	\$1,568.93
80913	\$4,565.80
80914	\$1,174.04
80918	\$1,595.34
80920	\$4,474.05
80928	\$5,939.61
80944	\$1,347.27
80956	\$927.14
80968	\$1,755.37
80973	\$1,982.24
80998	\$4,498.46
81000	\$286.84
81012	\$2,878.52
81014	\$3,043.17
81018	\$3,262.89
81020	\$2,696.51
81061	\$176.21
81074	\$66.03
81076	\$2,926.77

\$51,703.69

DETAIL ACCOUNT TRANSACTIONS - T 205 CAPITAL ONE NET PAYROLL - 02/01/12 - 02/29/12

DATE	REF#	INV#	VEND#	EXPLANATION	SCH#	DEBITS	CREDITS	BALANCE
02/01/12				BALANCE 07/01/11 - 01/31/12		0.00	0.00	863,164.65
02/03/12	189			FICA & MED & T&A DEDUCTI	JE-18	0.00	849,831.45	13,333.20
02/15/12	1020394			FUND NET PAYROLL 2.17.12	CR-9	1,128,649.48	0.00	1,141,982.68
02/17/12	200			FICA & MED & T&A DEDUCTI	JE-18	0.00	1,128,649.48	13,333.20
02/28/12	1020430			INTEREST REVENUE	CR-9	132.35	0.00	13,465.55
02/28/12	1020421			FUND NET PAYROLL 3.2.12	CR-9	854,374.85	0.00	867,840.40
				TOTALS		1,983,156.68	1,978,480.93	867,840.40

Report Completed 12:09 PM

Rocky Point Union Free School District
Treasurer's Report
Scholarship Fund Checking - U200
Capital One Bank - Account #
As of: February 29, 2012

Reconciled Balance as of:	1/31/2012		4,322.62
Receipts:			
	Interest	<u>1.71</u>	1.71
Disbursements:			
		<u>0.00</u>	<u>0.00</u>
Total available balance per General Ledger as of:	2/29/2012		<u><u>4,324.33</u></u>
Bank Balance as of:	2/29/2012		<u><u>4,324.33</u></u>

Prepared by: Linda Beliski
Date: 3/5/2012

Reviewed by: 
Date: 3/5/2012



ROCKY POINT UFSD
SCHOLARSHIP CHECKING
90 ROCKY POINT YAPHANK RD
ROCKY POINT NY 11778-8423

LL22
112897

▶ Contact your Relationship Manager to discuss targeted solutions for your evolving business needs.

ACCOUNT SUMMARY FOR PERIOD FEBRUARY 01, 2012 - FEBRUARY 29, 2012

Government Bking Cking w/i 000		ROCKY POINT UFSD	
Previous Balance 01/31/12	\$4,322.62	Number of Days in Cycle	29
0 Deposits/Credits	\$0.00	Minimum Balance This Cycle	\$4,322.62
Interest Paid	\$1.71	Average Collected Balance	\$4,322.62
0 Checks/Debits	\$0.00	Interest Earned During this Cycle	\$1.71
Service Charges	\$0.00	Interest Paid Year-To-Date	\$3.54
Ending Balance 02/29/12	\$4,324.33	Annual Percentage Yield (This Statement Period)	0.50%

ACCOUNT DETAIL FOR PERIOD FEBRUARY 01, 2012 - FEBRUARY 29, 2012

Government Bking Cking w/i		ROCKY POINT UFSD		
<i>Date</i>	<i>Description</i>	<i>Deposits/Credits</i>	<i>Withdrawals/Debits</i>	<i>Resulting Balance</i>
02/29	Interest paid	\$1.71		\$4,324.33
Total		\$1.71	\$0.00	

Thank you for banking with us.

ROCKY POINT UFSD

DETAIL ACCOUNT TRANSACTIONS - U 200 CASH IN CHECKING - 02/01/12 - 02/29/12

DATE	REF#	INV#	VEND#	EXPLANATION	SCH#	DEBITS	CREDITS	BALANCE
02/01/12				BALANCE 07/01/11 - 01/31/12				
02/28/12	1020438			INTEREST REVENUE	CR-9	0.00	0.00	4,322.62
				TOTALS		1.71	0.00	4,324.33
						1.71	0.00	4,324.33

Report Completed 2:43 PM

Rocky Point Union Free School District
Treasurer's Report
Scholarship Fund - Money Market U201
Capital One Bank - Account #
As of: February 29, 2012

Reconciled Balance as of:	1/31/2012		19,335.95
Receipts:			
	"Live Like Susie"		
	Memorial Scholarship	3,025.00	
	Interest	<u>8.34</u>	
			3,033.34
Disbursements:			
		<u>0.00</u>	
			<u>0.00</u>
Total available balance per General Ledger as of:	2/29/2012		<u><u>22,369.29</u></u>
Bank Balance as of:	2/29/2012		<u><u>22,369.29</u></u>

Prepared by: Linda Bilski
Date: 3/5/2012

Reviewed by: [Signature]
Date: 3/5/2012



ROCKY POINT UFSD
SCHOLARSHIP INVESTMENT
90 ROCKY POINT YAPHANK RD
ROCKY POINT NY 11778-8423

LL22
112898

▶ Contact your Relationship Manager to discuss targeted solutions for your evolving business needs.

ACCOUNT SUMMARY FOR PERIOD FEBRUARY 01, 2012 - FEBRUARY 29, 2012

Government Bking Cking w/i		ROCKY POINT UFSD	
Previous Balance 01/31/12	\$19,335.95	Number of Days in Cycle	29
3 Deposits/Credits	\$3,025.00	Minimum Balance This Cycle	\$19,335.95
Interest Paid	\$8.34	Average Collected Balance	\$21,050.60
0 Checks/Debits	\$0.00	Interest Earned During this Cycle	\$8.34
Service Charges	\$0.00	Interest Paid Year-To-Date	\$15.86
Ending Balance 02/29/12	\$22,369.29	Annual Percentage Yield (This Statement Period)	0.50%

ACCOUNT DETAIL FOR PERIOD FEBRUARY 01, 2012 - FEBRUARY 29, 2012

Government Bking Cking w/i		ROCKY POINT UFSD		
Date	Description	Deposits/Credits	Withdrawals/Debits	Resulting Balance
02/03	Customer deposit	\$50.00		\$19,385.95
02/10	Customer deposit	\$2,700.00		\$22,085.95
02/17	Customer deposit	\$275.00		\$22,360.95
02/29	Interest paid	\$8.34		\$22,369.29
Total		\$3,033.34	\$0.00	

COLR0998 6056 5117 204 07 120301 PAGE 00001 OF 00001 112898

DETAIL ACCOUNT TRANSACTIONS - U 201 CASH IN MONEY MARKET - 02/01/12 - 02/29/12

DATE	REF#	INV#	VEND#	EXPLANATION	SGH#	DEBITS	CREDITS	BALANCE
02/01/12				BALANCE 07/01/11 - 01/31/12		0.00	0.00	19,335.95
02/07/12	1020376			LIVE LIKE SUSIE SCHOLARSH	CR-5	50.00	0.00	19,385.95
02/10/12	1020384			LIVE LIKE SUSIE MEMORIAL	CR-5	2,700.00	0.00	22,085.95
02/17/12	1020407			LIVE LIKE SUSIE MEMORIAL	CR-5	100.00	0.00	22,185.95
02/17/12	1020408			LIVE LIKE SUSIE MEMORIAL	CR-5	100.00	0.00	22,285.95
02/17/12	1020409			SCHOLARSHIP DONATION	CR-5	50.00	0.00	22,335.95
02/17/12	1020410			LIVE LIKE SUSIE MEMORIAL	CR-5	25.00	0.00	22,360.95
02/28/12	1020437			INTEREST REVENUE	CR-9	8.34	0.00	22,369.29
				TOTALS		3,033.34	0.00	22,369.29

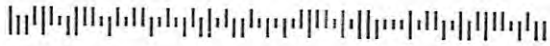
Report Completed 2:28 PM

Rocky Point Union Free School District
Treasurer's Report
Debt Service Fund Checking - V200
Capital One Bank - Account #
As of: February 29, 2012

Reconciled Balance as of:	1/31/2012		735,658.32
Receipts:			
	Interest	<u>291.51</u>	291.51
Disbursements:		<u> </u>	<u>0.00</u>
Total available balance per General Ledger as of:	2/29/2012		<u><u>735,949.83</u></u>
Bank Balance as of:	2/29/2012		<u><u>735,949.83</u></u>

Prepared by: Linda Bilski
Date: 3/5/2012

Reviewed by: Virginia Hoyle
Date: 3/5/2012



ROCKY POINT UFSD
DEBT SERVICE FUND
90 ROCKY POINT YAPHANK RD
ROCKY POINT NY 11778-8423

LL22
112899

▶ Contact your Relationship Manager to discuss targeted solutions for your evolving business needs.

ACCOUNT SUMMARY FOR PERIOD FEBRUARY 01, 2012 - FEBRUARY 29, 2012

0-1

Government Bking Cking w/i		ROCKY POINT UFSD	
Previous Balance 01/31/12	\$735,658.32	Number of Days in Cycle	29
0 Deposits/Credits	\$0.00	Minimum Balance This Cycle	\$735,658.32
Interest Paid	\$291.51	Average Collected Balance	\$735,658.32
0 Checks/Debits	\$0.00	Interest Earned During this Cycle	\$291.51
Service Charges	\$0.00	Interest Paid Year-To-Date	\$602.99
Ending Balance 02/29/12	\$735,949.83	Annual Percentage Yield (This Statement Period)	0.50%

ACCOUNT DETAIL FOR PERIOD FEBRUARY 01, 2012 - FEBRUARY 29, 2012

Government Bking Cking w/i t		ROCKY POINT UFSD		
<i>Date</i>	<i>Description</i>	<i>Deposits/Credits</i>	<i>Withdrawals/Debits</i>	<i>Resulting Balance</i>
02/29	Interest paid	\$291.51		\$735,949.83
Total		\$291.51	\$0.00	

COLR0999B 6056 5117 206

07 120301 PAGE 00001 OF 00001

112899

Thank you for banking with us.

DETAIL ACCOUNT TRANSACTIONS - V 200 CASH - 02/01/12 - 02/29/12

DATE	REF#	INV#	VEND#	EXPLANATION	SCH#	DEBITS	CREDITS	BALANCE
02/01/12				BALANCE 07/01/11 - 01/31/12		0.00	0.00	735,658.32
02/28/12	1020431			INTEREST INCOME	CR-9	291.51	0.00	735,949.83
				TOTALS		291.51	0.00	735,949.83

Report Completed 2:09 PM

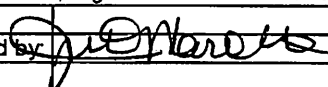

**ROCKY POINT UNION FREE SCHOOL DISTRICT
STUDENT ACTIVITY ACCOUNTS
FOR THE MONTH ENDED FEBRUARY 2012**

STUDENT ACTIVITY ACCOUNTS

February-12

STUDENT ACTIVITY ACCOUNTS						
February-12						
FROM: 2/1/12						
TO: 2/29/12					JE OR	
ACCOUNT	NAME	2/1/2012 BEG. BAL.	RECEIPTS	DISB	TRANSFERS	2/29/2012 END BAL.
602	OTHER LIABILITY	\$0.00				\$0.00
600-2011	CLASS OF 2011	\$881.81				\$881.81
600-2012	CLASS OF 2012	\$367.14				\$367.14
600-2013	CLASS OF 2013	\$1,329.46				\$1,329.46
600-2014	CLASS OF 2014	\$794.66				\$794.66
6252	FJC KINDERGARTEN	\$8.64				\$8.64
630-3	FASHION CLUB	\$975.43				\$975.43
630-6	HISTORY CLUB	\$104.67				\$104.67
630-7	LEADERS CLUB	\$1,836.48		\$331.50		\$1,504.98
630-8	MATH HONOR SOCIETY	\$14.01				\$14.01
630-9	VARSITY CLUB	\$3,239.98		\$446.00	(\$1,000.00)	\$1,793.98
6310	SCIENCE CLUB	\$512.32				\$512.32
6351	STUDENT COUNCIL-MS	\$6,639.90		\$575.00		\$6,064.90
635-3	MS/YEARBOOK	\$13,290.59				\$13,290.59
635-4	MS ART CLUB	\$0.00				\$0.00
640-1	HIGH SCHOOL STORE	\$2,314.62				\$2,314.62
640-2	MS SCHOOL STORE	\$116.71	\$97.00			\$213.71
645-2	NICER NEIGHBOR CLUB	\$1,079.17			\$300.00	\$1,379.17
64521	BANN-KIN	\$1,035.59		\$80.00	(\$700.00)	\$255.59
645-3	FBLA CLUB	\$1,555.10				\$1,555.10
645-4	COMMUNITY SERVICE	\$922.75				\$922.75
645-5	GERMAN CLUB	\$195.45				\$195.45
645-7	SKILLS USA	\$1,650.95	\$1,209.28	\$2,105.00		\$755.23
645-8	CAP	\$867.96				\$867.96
65010	S.A.D.D.	\$729.00				\$729.00
650-115	THESPIAN TROUPE	\$424.88				\$424.88
650-12	YEARBOOK CLUB	\$40,669.15			\$700.00	\$41,369.15
650-16	HS STUDENT COUNCIL	\$27,423.26	\$1,004.77	\$100.00	(\$304.77)	\$28,023.26
650-17	ART CLUB	\$1,344.73				\$1,344.73
65018	BUSINESS HONOR	\$2,195.08				\$2,195.08
650-25	JAE STUDENT COUNCIL	\$4,144.47				\$4,144.47
391	DUE FROM OTHER FUNDS	\$0.00				\$0.00
700	SURPLUS FUNDS	\$68.25			\$46.33	\$114.58
	TOTALS	\$116,732.21	\$2,311.05	\$3,637.50	-\$958.44	\$114,447.32
		2/1/2012			CASH	2/29/2012
		BEG. BAL.	RECEIPTS	DISB.	MOVE	END BAL.
	201 - CHECKING ACCT - CAP ONE	116,732.21	\$2,311.05	\$3,637.50	-\$958.44	\$114,447.32
	2005 - CHECKING ACCT- TD	-		\$0.00		\$0.00
	TOTAL	\$0.00	\$2,311.05	\$3,637.50	(\$958.44)	\$114,447.32

I certify that this financial report is correct, that all cash receipts have been recorded and deposited intact, that all disbursements were supported by the proper authorities and documentary evidence with state laws, regulations and school board regulations.

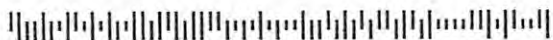
Prepared by:  Treasurer: 

Rocky Point Union Free School District
Treasurer's Report
Extra Class Checking - X201
Capital One - Account #
As of: February 29, 2012

Reconciled Balance as of:	1/31/2012		116,732.21
Receipts:	IBS Registration	1,209.28	
	Sales	97.00	
	Refund-Pearson	1,004.77	
	Interest	46.33	
			2,357.38
Disbursements:			
	Refund-Pearson	1,004.77	
	Cash Disbursements	3,637.50	
			(4,642.27)
Total available balance per General Ledger as of:	2/29/2012		114,447.32
Bank Balance as of:	2/29/2012		116,883.32
Less:	Outstanding Checks		(2,436.00)
Adjusted Bank Balance as of:	2/29/2012		114,447.32

Prepared by: *L. B. B. B.*

Reviewed by: *V. H. H.*



ROCKY POINT UFSD
EXTRA CLASS CHECKING
90 ROCKY POINT YAPHANK RD
ROCKY POINT NY 11778-8423

LL22
81513

▶ Contact your Relationship Manager to discuss targeted solutions for your evolving business needs.

ACCOUNT SUMMARY FOR PERIOD FEBRUARY 01, 2012 - FEBRUARY 29, 2012

<u>Government Bking Cking w/i 0</u>		<u>ROCKY POINT UFSD</u>	
Previous Balance 01/31/12	\$117,365.04	Number of Days in Cycle	29
2 Deposits/Credits	\$1,306.28	Minimum Balance This Cycle	\$116,652.21
Interest Paid	\$46.33	Average Collected Balance	\$116,911.88
7 Checks/Debits	(\$1,834.33)	Interest Earned During this Cycle	\$46.33
Service Charges	\$0.00	Interest Paid Year-To-Date	\$95.09
Ending Balance 02/29/12	\$116,883.32	Annual Percentage Yield (This Statement Period)	0.50%

ACCOUNT DETAIL FOR PERIOD FEBRUARY 01, 2012 - FEBRUARY 29, 2012

<u>Government Bking Cking w/i</u>		<u>ROCKY POINT UFSD</u>		
<u>Date</u>	<u>Description</u>	<u>Deposits/Credits</u>	<u>Withdrawals/Debits</u>	<u>Resulting Balance</u>
02/03	Check 10549		\$375.00	\$116,990.04
02/06	Check 10550		\$257.83	\$116,732.21
02/07	Check 10552		\$40.00	\$116,692.21
02/10	Check 10555		\$40.00	\$116,652.21
02/14	Customer deposit	\$1,209.28		\$117,861.49
02/16	Check 10551		\$575.00	\$117,286.49
02/16	Check 10554		\$296.50	\$116,989.99
02/22	Check 10557		\$250.00	\$116,739.99
02/28	Customer deposit	\$97.00		\$116,836.99
02/29	Interest paid	\$46.33		\$116,883.32
Total		\$1,352.61	\$1,834.33	

Government Bking Cking w/i ROCKY POINT UFSD

Checks * designates gap in check sequence

<u>Check No.</u>	<u>Date</u>	<u>Amount</u>	<u>Check No.</u>	<u>Date</u>	<u>Amount</u>	<u>Check No.</u>	<u>Date</u>	<u>Amount</u>
10549	02/03	\$375.00	10550	02/06	\$257.83	10551	02/16	\$575.00

Thank you for banking with us.

Bank Reconciliation Outstanding Checks Listing as of 02/29/12

CHECK#	ISSUE DATE	PAYEE	AMOUNT	CLEARED	CLEAR DATE
10553	02/01/12	TOWN OF BROOKHAVEN	35.00	N	
10556	02/08/12	WATERS, ELISA	100.00	N	
10558	02/29/12	PEPSI BOTTLING VENTURES,	446.00	N	
10559	02/29/12	QUESTEX MEDIA GROUP LLC	1,855.00	N	
GRAND TOTAL			2,436.00		
TOTAL CHECKS			4		

Report Completed 2:03 PM

DETAIL ACCOUNT TRANSACTIONS - X 201 CAPITAL ONE CHECKING - 02/01/12 - 02/29/12

DATE	REF#	INV#	VEND#	EXPLANATION	SCH#	DEBITS	CREDITS	BALANCE
02/01/12				BALANCE 07/01/11 - 01/31/12		0.00	0.00	116,732.21
02/03/12	1020358			REFUND CHECK FROM PEAR	CR-8	1,004.77	0.00	117,736.98
02/10/12	1020385			IBS REG AND BUS	CR-8	1,209.28	0.00	118,946.26
02/28/12	211			PEARSON CHECK	JE-17	0.00	1,004.77	117,941.49
02/28/12	1020411			SALES	CR-8	97.00	0.00	118,038.49
02/29/12	205			INTEREST INCOME	JE-8	46.33	0.00	118,084.82
02/29/12				* SEE CASH DISBURSEMENT	CD-9	0.00	3,637.50	114,447.32
				TOTALS		2,357.38	4,642.27	114,447.32

Report Completed 12:35 PM

**ROCKY POINT UNION FREE SCHOOL DISTRICT
FOR THE MONTH ENDED FEBRUARY 2012**

GENERAL FUND

REVENUE BUDGET STATUS - FUNDS: A FOR PERIOD COVERED 07/01/11 - 02/29/12

ACCOUNT	ACCOUNT NAME	BUDGET	ADJUSTMENTS	REVISED BUDGET	REVENUE EARNED	UNEARNED REVENUE
A 1001	REAL PROPERTY TAX	43,491,898.00	0.00	43,491,898.00	21,056,753.00	22,435,145.00
A 1085	STAR REIMBURSEMENT	0.00	0.00	0.00	5,975,332.96	(5,975,332.96)
A 1315	CONTINUING ED-SUMMER	0.00	0.00	0.00	21,705.00	(21,705.00)
A 1315.A	CONTINUING ED-FALL	20,000.00	0.00	20,000.00	4,165.00	15,835.00
A 1315.B	CONTINUING ED-SPRING	20,000.00	0.00	20,000.00	380.00	19,620.00
A 1316	DRIVER EDUCATION-SUMMER	20,000.00	0.00	20,000.00	38,000.00	(18,000.00)
A 1316.A	DRIVERS ED-FALL	30,000.00	0.00	30,000.00	25,900.00	4,100.00
A 1316.B	DRIVERS ED-SPRING	30,000.00	0.00	30,000.00	25,600.00	4,400.00
A 2230	DAY SCHOOL TUITION FROM O	50,000.00	0.00	50,000.00	0.00	50,000.00
A 2401	INTEREST AND EARNINGS	0.00	0.00	0.00	44,786.38	(44,786.38)
A 2655	MINOR SALES, OTHER	0.00	0.00	0.00	395.00	(395.00)
A 2680	INSURANCE RECOVERIES	0.00	0.00	0.00	100,000.00	(100,000.00)
A 2690	FINES - LOST BOOKS	0.00	0.00	0.00	1,309.80	(1,309.80)
A 2700	REIMBURSEMENT OF MEDICARE	25,000.00	0.00	25,000.00	0.00	25,000.00
A 2701	REFUNDS FOR PRIOR YEARS'	0.00	0.00	0.00	3,600.00	(3,600.00)
A 2703	PRIOR YEAR REFUNDS-OTHER	0.00	0.00	0.00	111,360.88	(111,360.88)
A 2705	GIFTS AND DONATIONS	0.00	4,552.22	4,552.22	4,552.22	0.00
A 2770	OTHER UNCLASSIFIED	146,000.00	100,000.00	246,000.00	89,424.01	156,575.99
A 2772	E-RATE REVUENE	50,000.00	0.00	50,000.00	41,424.75	8,575.25
A 3101	GROSS STATE AID - BASIC	20,823,032.00	0.00	20,823,032.00	2,707,536.59	18,115,495.41
A 3101.E	STATE AID EXCESS COST	0.00	0.00	0.00	1,392,954.00	(1,392,954.00)
A 3102	STATE AID LOTTERY	0.00	0.00	0.00	3,448,636.89	(3,448,636.89)
A 3103	STATE AID BOCES	901,766.00	0.00	901,766.00	0.00	901,766.00
A 4285	MEDICAID MANAGEMENT REIMB	0.00	0.00	0.00	3,921.39	(3,921.39)
FUND A TOTAL		65,607,696.00	104,552.22	65,712,248.22	35,097,737.87	30,614,510.35

Report Completed 2:54 PM

APPROPRIATION STATUS REPORT - BY FUNCTION: FOR PERIOD 07/01/11 - 02/29/12 (Summary)

ACCOUNT GROUPING	ORIG BUDGET	ADJUSTMENTS	ADJ BUDGET	EXPENSED	ENCUMBERED	AVAILABLE
A 1010....BOARD OF EDUCATION *	9,850.00	142.50	9,992.50	4,381.38	674.62	4,936.50
A 1040....DISTRICT CLERK *	10,500.00	0.00	10,500.00	7,342.35	4,157.65	(1,000.00)
A 1060....DISTRICT MEETING *	5,650.00	0.00	5,650.00	0.00	3,290.00	2,360.00
A 1240....CHIEF SCHOOL ADMINISTRATOR *	318,045.00	461.92	318,506.92	192,539.58	111,470.21	14,497.13
A 1310....BUSINESS ADMINISTRATION *	538,685.00	3,668.57	542,353.57	313,417.45	186,185.04	42,751.08
A 1320....AUDITING *	180,000.00	37,530.00	217,530.00	72,940.00	65,995.00	78,595.00
A 1325....TREASURER *	17,500.00	1,500.00	19,000.00	5,215.00	1,500.00	12,285.00
A 1345....PURCHASING *	32,290.00	1,950.00	34,240.00	20,648.91	13,846.09	(255.00)
A 1380....FISCAL AGENT FEE *	8,000.00	1,000.00	9,000.00	9,000.00	0.00	0.00
A 1420....LEGAL *	200,000.00	0.00	200,000.00	37,622.62	162,377.38	0.00
A 1430....PERSONNEL *	255,519.00	153.35	255,672.35	206,089.01	115,278.86	(65,695.52)
A 1480....PUBLIC INFORMATION AND SERVICES *	39,858.00	0.00	39,858.00	13,500.00	26,358.00	0.00
A 1620....OPERATION OF PLANT *	3,272,978.00	256,567.06	3,529,545.06	1,763,259.24	1,473,316.02	292,969.80
A 1621....MAINTENANCE OF PLANT *	383,700.00	78,550.47	462,250.47	185,058.31	239,631.74	37,560.42
A 1670....CENTRAL PRINTING AND MAILING *	83,180.00	11,553.25	94,733.25	38,648.45	27,513.18	28,571.62
A 1680....CENTRAL DATA PROCESSING *	1,031,099.00	0.00	1,031,099.00	468,318.75	562,780.25	0.00
A 1910....UNALLOCATED INSURANCE *	529,725.00	10,300.00	540,025.00	381,401.47	10,615.74	148,007.79
A 1980....MTA PAYROLL TAX *	111,784.00	0.00	111,784.00	78,348.32	0.00	33,435.68
A 1981....ADMINISTRATIVE CHARGE-BOCES *	324,979.00	0.00	324,979.00	177,713.69	147,265.31	0.00
A 2010....CURRICULUM DEVELOPMENT AND SUPE*	330,233.00	22,433.75	352,666.75	226,654.49	124,919.13	1,093.13
A 2020....SUPERVISION - ADMINISTRATION *	2,002,469.00	(1,329.78)	2,001,139.22	1,253,851.46	801,218.27	(53,930.51)
A 2060....RESEARCH, PLANNING AND EVALUATI *	17,316.00	0.00	17,316.00	11,163.00	0.00	6,153.00
A 2070....INSERVICE TRAINING - INSTRUCTIO *	8,925.00	0.00	8,925.00	4,585.71	2,886.00	1,453.29
A 2110....TEACHING - REGULAR SCHOOL *	20,053,560.70	85,573.43	20,139,134.13	9,156,038.94	8,538,551.93	2,444,543.26
A 2138....MUSIC & FINE ARTS *	60,531.00	7,200.37	67,731.37	34,176.88	16,852.45	16,702.04
A 2250....PROGRAMS FOR HANDICAPPED CHILDR*	12,663,878.30	155,004.53	12,818,882.83	6,152,783.65	6,444,900.99	221,198.19
A 2280....OCCUPATIONAL EDUCATION *	804,275.00	0.00	804,275.00	445,598.20	357,829.78	847.02
A 2330....COMMUNITY EDUCATION *	443,947.00	1,150.78	445,097.78	225,559.15	151,362.43	68,176.20
A 2610....SCHOOL LIBRARY AND AUDIOVISUAL *	491,265.00	42,362.48	533,627.48	329,992.93	240,303.77	(36,669.22)
A 2620....EDUCATIONAL TELEVISION *	0.00	0.00	0.00	11,271.72	0.00	(11,271.72)
A 2630....COMPUTER ASSISTED INSTRUCTION *	354,213.00	64,195.24	418,408.24	197,933.80	90,458.73	130,015.71
A 2805....ATTENDANCE - REGULAR SCHOOL *	46,239.00	0.00	46,239.00	28,718.76	14,271.23	3,249.01
A 2810....GUIDANCE - REGULAR SCHOOL *	968,113.00	95.84	968,208.84	504,924.89	435,347.29	27,936.66
A 2815....HEALTH SERVICES - REGULAR SCHOO *	404,459.00	7,590.00	412,049.00	180,105.41	188,178.85	43,764.74
A 2820....PSYCHOLOGICAL SERVICES - REGULA *	273,009.00	0.00	273,009.00	130,839.72	133,433.28	8,736.00
A 2825....SOCIAL WORK SERVICES - REGULAR *	247,852.00	10,685.00	258,537.00	93,594.56	110,980.44	53,962.00
A 2850....CO-CURRICULAR ACTIVITIES - REG. *	282,675.00	4,200.00	286,875.00	150,296.92	3,458.44	133,119.64
A 2855....INTERSCHOLASTIC ATHLETICS - REG *	745,546.00	18,902.03	764,448.03	513,330.30	90,630.72	160,487.01
A 5510....DISTRICT TRANSPORTATION SERVICE *	63,418.00	0.00	63,418.00	41,854.57	23,869.93	(2,306.50)
A 5540....CONTRACT TRANSPORTATION *	4,714,988.00	9,769.36	4,724,757.36	2,324,676.80	2,304,278.42	95,802.14

APPROPRIATION STATUS REPORT - BY FUNCTION: FOR PERIOD 07/01/11 - 02/29/12 (Summary)

ACCOUNT GROUPING		ORIG BUDGET	ADJUSTMENTS	ADJ BUDGET	EXPENSED	ENCUMBERED	AVAILABLE
A 9010....NYS EMPLOYEES RETIREMENT	*	874,391.00	0.00	874,391.00	542,030.88	0.00	332,360.12
A 9020....NYS TEACHERS RETIREMENT	*	3,181,370.00	0.00	3,181,370.00	0.00	0.00	3,181,370.00
A 9030....SOCIAL SECURITY	*	2,441,658.00	0.00	2,441,658.00	1,176,361.78	0.00	1,265,296.22
A 9040....WORKERS' COMPENSATION	*	150,000.00	5,150.00	155,150.00	98,412.88	44,936.12	11,801.00
A 9045....LIFE INSURANCE	*	48,200.00	0.00	48,200.00	35,556.39	8,549.30	4,094.31
A 9050....UNEMPLOYMENT INSURANCE	*	75,000.00	0.00	75,000.00	43,932.88	31,067.12	0.00
A 9060....HEALTH INSURANCE	*	6,626,874.00	0.00	6,626,874.00	4,145,932.56	2,062,368.47	418,572.97
A 9760....TAX ANTICIPATION NOTES	*	250,000.00	0.00	250,000.00	(31,550.00)	0.00	281,550.00
A 9901....TRANSFER TO SPECIAL AID	*	3,531,831.00	0.00	3,531,831.00	508,415.63	0.00	3,023,415.37
GRAND TOTALS		69,509,578.00	836,360.15	70,345,938.15	32,512,489.39	25,372,908.18	12,460,540.58

Report Completed 3:04 PM

**ROCKY POINT UNION FREE SCHOOL DISTRICT
FOR THE MONTH ENDED FEBRUARY 2012**

CAFETERIA FUND

REVENUE BUDGET STATUS - FUNDS: C FOR PERIOD COVERED 07/01/11 - 02/29/12

ACCOUNT	ACCOUNT NAME	BUDGET	ADJUSTMENTS	REVISED BUDGET	REVENUE EARNED	UNEARNED REVENUE
C 1440	SALE OF TYPE A LUNCHES	440,000.00	0.00	440,000.00	234,833.25	205,166.75
C 1441	ADULT ALA CARTE	4,100.00	0.00	4,100.00	2,163.13	1,936.87
C 1445	OTHER CAFETERIA SALES	450,000.00	0.00	450,000.00	211,737.42	238,262.58
C 2401	INTEREST AND EARNINGS	1,000.00	0.00	1,000.00	111.11	888.89
C 2770	MISCELLANEOUS REVENUES	5,500.00	0.00	5,500.00	2,740.31	2,759.69
C 2771	REBATES	500.00	0.00	500.00	0.00	500.00
C 3190	GOVERNMENT REIMB-STATE	25,000.00	0.00	25,000.00	6,871.00	18,129.00
C 4109	SURPLUS FOOD	60,000.00	0.00	60,000.00	0.00	60,000.00
C 4191	GOVERNMENT REIMB-FEDERAL	311,000.00	0.00	311,000.00	174,595.00	136,405.00
FUND C TOTAL		1,297,100.00	0.00	1,297,100.00	633,051.22	664,048.78

Report Completed 2:55 PM

APPROPRIATION STATUS REPORT - BY FUNCTION: FOR PERIOD 07/01/11 - 02/29/12 (Summary)

ACCOUNT GROUPING		ORIG BUDGET	ADJUSTMENTS	ADJ BUDGET	EXPENSED	ENCUMBERED	AVAILABLE
C 2860....	*	1,256,172.00	50,480.57	1,306,652.57	538,602.68	386,018.66	382,031.23
C 9030....	*	40,928.00	0.00	40,928.00	22,378.74	0.00	18,549.26
GRAND TOTALS		1,297,100.00	50,480.57	1,347,580.57	560,981.42	386,018.66	400,580.49

Report Completed 3:05 PM

**ROCKY POINT UNION FREE SCHOOL DISTRICT
FOR THE MONTH ENDED FEBRUARY 2012**

FEDERAL FUND

REVENUE BUDGET STATUS - FUNDS: F FOR PERIOD COVERED 07/01/11 - 02/29/12

ACCOUNT	ACCOUNT NAME	BUDGET	ADJUSTMENTS	REVISED BUDGET	REVENUE EARNED	UNEARNED REVENUE
F 2770.10H.EA.LTHY	NYS HEALTHY KIDS	108.70	0.00	108.70	0.00	108.70
F 3289.UPK.12	UPK REVENUE	197,136.00	0.00	197,136.00	98,568.00	98,568.00
F 4126.TLI.11	REVENUE TITLE I	122,145.88	0.00	122,145.88	83,932.00	38,213.88
F 4126.TLI.12	REVENUE TITLE I	265,521.00	0.00	265,521.00	53,104.00	212,417.00
F 4129.DRG.11	REVENUE DRG 11	4,260.00	0.00	4,260.00	0.00	4,260.00
F 4256.11R.TI	REVENUE RTI	65,590.66	0.00	65,590.66	58,297.66	7,293.00
F 4256.12R.TI	REVENUE RTI	99,999.00	0.00	99,999.00	19,999.00	80,000.00
F 4256.PRE.12	REVENUE PRE	43,885.00	0.00	43,885.00	8,777.00	35,108.00
F 4256.PTB.12	REVENUE PTB	703,718.00	0.00	703,718.00	140,743.00	562,975.00
F 4287.JOB.S	EDUCATION JOBS FUND	701,514.00	0.00	701,514.00	297,813.00	403,701.00
F 4289.11T.II.D	Title II D	0.00	0.00	0.00	576.00	(576.00)
F 4289.IMM.11	REVENUE IMMIGRANT STUDENT	37,465.97	0.00	37,465.97	0.00	37,465.97
F 4289.LEP.11	REVENUE TLEP	16,597.90	0.00	16,597.90	11,075.00	5,522.90
F 4289.LEP.12	REVENUE TLEP	11,100.00	0.00	11,100.00	2,220.00	8,880.00
F 4289.REM.S	REVENUE-REMS GRANT	38,598.66	0.00	38,598.66	14,103.15	24,495.51
F 4289.RTT.12	RACE TO THE TOP	23,804.00	0.00	23,804.00	0.00	23,804.00
F 4289.TII.11	REVENUE TITLE IIA	124,200.00	0.00	124,200.00	41,918.00	82,282.00
F 4289.TII.12	REVENUE TITLE IIA	86,952.00	0.00	86,952.00	17,390.00	69,562.00
FUND F TOTAL		2,542,596.77	0.00	2,542,596.77	848,515.81	1,694,080.96

Report Completed 2:56 PM

APPROPRIATION STATUS REPORT - BY FUNCTION: FOR PERIOD 07/01/11 - 02/29/12 (Summary)

ACCOUNT GROUPING		ORIG BUDGET	ADJUSTMENTS	ADJ BUDGET	EXPENSED	ENCUMBERED	AVAILABLE
F 2070....	*	1,058.72	0.00	1,058.72	44.82	1,000.00	13.90
F 2110....	*	1,632,179.41	(20,014.50)	1,612,164.91	603,083.52	581,338.92	427,742.47
F 2250....	*	906,862.66	9,033.90	915,896.56	292,124.24	310,559.78	313,212.54
F 9030....	*	0.00	41,167.25	41,167.25	20,582.00	0.00	20,585.25
F 9060....	*	0.00	47,984.75	47,984.75	23,993.00	0.00	23,991.75
GRAND TOTALS		2,540,100.79	78,171.40	2,618,272.19	939,827.58	892,898.70	785,545.91

Report Completed 3:05 PM

**Budget Transfer Summary Report
February 2012**

Account #	To Account Description	Amount	Account #	From Account Description	Amount	Reason
A 1380.448-04-0000	Fiscal Agent Fees	\$1,000.00	A 1310.500-04-0000	Contractual	\$1,000.00	SEC Filing
A 1620.400-04-0000	B & G Contractual	\$38,639.70	A 1620.418-04-0000	Contractual	\$38,639.70	Athletic Field Repair
A 2855.560-04-0000	Athletic Uniforms	\$1,271.25	A 2855.441-04-0000	Athletic Dues	\$1,271.25	Athletic Supplies



March 9, 2012

Board of Education
Rocky Point School District
90 Rocky Point-Yaphank Road
Rocky Point, NY 11778

*Re: Internal Claims Audit Report for the period
February 1, 2012 through February 29, 2012*

Board of Education:

I have completed my internal claims auditing services for the Rocky Point School District covering the period February 1, 2012 through February 29, 2012. The services I performed, as outlined within my proposal, include reviewing all claims against the District. The purpose of this report is to update the Board of Education on work performed to date, my findings, and recommendations.

For ease of reference I have categorized the remainder of this report as follow:

Internal Claims Audit Services

Exhibits

INTERNAL CLAIMS AUDIT SERVICES

The internal claims audit services performed on each claim against the District consisted of:

1. Verification of the accuracy of invoices and claim forms
2. Ensuring proper approval of all purchases; checking that purchases constitute legal expenses of the school district
3. Determining that purchase orders have been issued in accordance with Board of Education policy, and applicable state laws

Board of Education
Rocky Point School District
March 9, 2012
Page 2

*Re: Internal Claims Audit Report for the time period of
February 1, 2012 through February 29, 2012*

4. Comparison of invoices or claims with previously approved contracts
5. Reviewing price extensions, claiming of applicable discounts, inclusion of shipping and freight charges
6. Approving all charges that are presented for payment which are supported with documentary evidence indicating compliance with all pertinent laws, policies and regulations

Over the time period of February 1, 2012 through February 29, 2012 I have audited 272 claims against the District in the amount of **\$3,593,190.07**. (See attached Exhibit I) I made inquiries and/ or observations into 33 claims in the amount of **\$39,234.64**. I have summarized the inquiries and/or observations as well as the resolutions within Exhibit II. It should be noted that currently, there are 0 outstanding inquiries in regards to the audit of the claims made against the District for the period of February 1, 2012 through February 29, 2012. I have summarized all voided checks and notable exceptions in Exhibit III.

I trust that the foregoing comments are clear. If you have any questions or you would like to discuss this matter further, please contact me at 631-928-5406.

Very truly yours,

John F. Dennehy, Jr.
Certified Public Accountant

Internal Claims Audit By Fund

Rocky Point School District

Exhibit I

Warrant Date	Audit Date	Warrant #	Fund	# of Checks	\$ Value of Checks	# of Inquiries	\$ Value of Inquiries	# of Resolved Inquiries	# of Outstanding Inquiries	Check Sequence
2/1/2012	2/1/2012	46	A	3	150.00	-	-	-	-	90983-90984
2/8/2012	2/8/2012	47	A	49	118,774.58	13	4,416.15	13	-	90985-91033
2/15/2012	2/15/2012	48	A	31	34,697.18	9	21,596.61	9	-	91034-91063
2/29/2012	2/29/2012	50	A	59	1,797,824.68	4	8,391.08	4	-	91064-91122
2/8/2012	2/8/2012	23	C	6	7,635.93	4	1,620.98	4	-	8532-8537
2/15/2012	2/15/2012	24	C	16	24,045.31	-	-	-	-	8538-8553
2/29/2012	2/29/2012	25	C	3	7,271.48	-	-	-	-	8554-8556
2/8/2012	2/8/2012	19	F	6	29,429.82	3	3,209.82	3	-	3732-3737
2/1/2012	2/1/2012	29	T	28	476,123.25	-	-	-	-	9714-9724, 5111552-5111568
2/8/2012	2/8/2012	30	T	4	4,790.01	-	-	-	-	9725-9728
2/15/2012	2/15/2012	31	T	27	605,929.98	-	-	-	-	9729-9738, 5111569-5111585
2/29/2012	2/29/2012	32	T	4	10,059.92	-	-	-	-	9739-9742
2/29/2012	2/29/2012	33	T	1	(420.00)	-	-	-	-	9627 Void
2/29/2012	2/29/2012	34	T	26	473,240.43	-	-	-	-	9743-9751, 5111586-5111602
2/29/2012	2/29/2012	9	X	9	3,637.50	-	-	-	-	10551-10559
TOTAL				272	\$ 3,593,190.07	33	\$ 39,234.64	33	-	

Legend:

A - General	P (A) - Chase General
C - Cafeteria	T - Trust & Agency
F - Federal	HB - Bond 2003
H - Capital	CM- Misc Spec Revenue
HCP - Capital Projects	TE-Expendable Trust

John F. Dennehy Jr.
Certified Public Accountant

Rocky Point School District
Claims Audit - Analysis by Number of Inquiries & Dollar Value
Summary of Inquiries / Resolutions and Percentage of Total Claims & Dollar Value of Claims
Exhibit II

2011 / 2012 YTD

Analysis by Dollar Value		Jan-12	Feb-12	Mar-12	Apr-12	May-12	Jun-12
Reason For Inquiry	Resolution						
All invoices not reflected on check	Pay unpaid invoice(s) next warrant	- 0.00%	- 0.00%	- #DIV/0!	- #DIV/0!	- #DIV/0!	- #DIV/0!
Blanket P.O. increased after invoice	Noted by Business Office	- 0.00%	- 0.00%	- #DIV/0!	- #DIV/0!	- #DIV/0!	- #DIV/0!
Insufficient supporting backup	Hold for missing information	- 0.00%	- 0.00%	- #DIV/0!	- #DIV/0!	- #DIV/0!	- #DIV/0!
Insufficient supporting backup	Backup Provided	326,386.12 7.57%	1,267.90 0.04%	- #DIV/0!	- #DIV/0!	- #DIV/0!	- #DIV/0!
Insufficient supporting backup	Void check	- 0.00%	- 0.00%	- #DIV/0!	- #DIV/0!	- #DIV/0!	- #DIV/0!
Invoice date precedes PO date	Noted by Business Office	6,235.25 0.14%	21,249.15 0.59%	- #DIV/0!	- #DIV/0!	- #DIV/0!	- #DIV/0!
Invoice over 90 days outstanding/undated	Verified no duplicate payment	21,533.00 0.50%	12,670.69 0.35%	- #DIV/0!	- #DIV/0!	- #DIV/0!	- #DIV/0!
Invoice previously stamped by claims auditor	Original check confirmed void	- 0.00%	- 0.00%	- #DIV/0!	- #DIV/0!	- #DIV/0!	- #DIV/0!
Missing administrator approval signature	Received proper authorization	- 0.00%	89.30 0.00%	- #DIV/0!	- #DIV/0!	- #DIV/0!	- #DIV/0!
Missing receiving signature on invoice or PO	Verified receipt of goods/services	- 0.00%	- 0.00%	- #DIV/0!	- #DIV/0!	- #DIV/0!	- #DIV/0!
No Purchase Order encumbered	Void & reissue after P.O. encumbered	- 0.00%	- 0.00%	- #DIV/0!	- #DIV/0!	- #DIV/0!	- #DIV/0!
Not an original invoice	Copy, fax or statement accepted	2,058.00 0.05%	- 0.00%	- #DIV/0!	- #DIV/0!	- #DIV/0!	- #DIV/0!
Paid sales tax	Amount immaterial (< \$5), claim paid	- 0.00%	- 0.00%	- #DIV/0!	- #DIV/0!	- #DIV/0!	- #DIV/0!
PO insufficient funds	PO funds increased post invoice	5,623.44 0.13%	3,957.60 0.11%	- #DIV/0!	- #DIV/0!	- #DIV/0!	- #DIV/0!
Prior year invoice/PO paid current year funds	Noted by Business Office	5,192.80 0.12%	- 0.00%	- #DIV/0!	- #DIV/0!	- #DIV/0!	- #DIV/0!
Wrong/no remittance address	Address corrected/added	- 0.00%	- 0.00%	- #DIV/0!	- #DIV/0!	- #DIV/0!	- #DIV/0!
Total Value (\$) of Inquiries		367,028.61 8.51%	39,234.64 1.09%	- #DIV/0!	- #DIV/0!	- #DIV/0!	- #DIV/0!
Total Claims Audited		4,313,477.33 100.00%	3,593,190.07 100.00%	- #DIV/0!	- #DIV/0!	- #DIV/0!	- #DIV/0!
Total Outstanding Inquiries		- 0.00%	- 0.00%	- #DIV/0!	- #DIV/0!	- #DIV/0!	- #DIV/0!

Rocky Point School District
Claims Audit - Analysis by Number of Inquiries & Dollar Value
Summary of Inquiries / Resolutions and Percentage of Total Claims & Dollar Value of Claims
Exhibit II

2011 / 2012 YTD

Analysis by Number of Inquiries

Reason For Inquiry	Resolution	Jan-12	Feb-12	Mar-12	Apr-12	May-12	Jun-12
Administrator approved own expenses	Received proper authorization	- 0.00%	- 0.00%	- #DIV/0!	- #DIV/0!	- #DIV/0!	- 0.00%
All invoices not reflected on check	Pay unpaid invoice(s) next warrant	- 0.00%	- 0.00%	- #DIV/0!	- #DIV/0!	- #DIV/0!	1 0.16%
Check void per Accounts Payable	Check void	- 0.00%	- 0.00%	- #DIV/0!	- #DIV/0!	- #DIV/0!	- 0.00%
Incorrect payee name	Void & Reissue	- 0.00%	- 0.00%	- #DIV/0!	- #DIV/0!	- #DIV/0!	1 0.16%
Insufficient supporting backup	Backup Provided	3 0.83%	4 1.47%	- #DIV/0!	- #DIV/0!	- #DIV/0!	4 0.63%
Insufficient supporting backup	Void check	- 0.00%	- 0.00%	- #DIV/0!	- #DIV/0!	- #DIV/0!	- 0.00%
Invoice date precedes PO date	Noted by Business Office	11 3.13%	11 4.04%	- #DIV/0!	- #DIV/0!	- #DIV/0!	18 2.84%
Invoice over 90 days outstanding/undated	Verified no duplicate payment	5 1.42%	15 5.51%	- #DIV/0!	- #DIV/0!	- #DIV/0!	10 1.58%
Invoice previously stamped by claims auditor	Original check confirmed void	- 0.00%	- 0.00%	- #DIV/0!	- #DIV/0!	- #DIV/0!	2 0.32%
Missing administrator approval signature	Received proper authorization	- 0.00%	1 0.37%	- #DIV/0!	- #DIV/0!	- #DIV/0!	- 0.00%
Missing receiving signature on invoice or PO	Verified receipt of goods/services	- 0.00%	- 0.00%	- #DIV/0!	- #DIV/0!	- #DIV/0!	4 0.63%
No Purchase Order encumbered	Void & reissue after P.O. encumbered	- 0.00%	- 0.00%	- #DIV/0!	- #DIV/0!	- #DIV/0!	- 0.00%
Not an original invoice	Copy, fax or statement accepted	1 0.28%	- 0.00%	- #DIV/0!	- #DIV/0!	- #DIV/0!	4 0.63%
Paid sales tax	Amount immaterial (< \$5), claim paid	- 0.00%	- 0.00%	- #DIV/0!	- #DIV/0!	- #DIV/0!	- 0.00%
PO insufficient funds	PO funds increased post invoice	2 0.57%	2 0.74%	- #DIV/0!	- #DIV/0!	- #DIV/0!	14 2.21%
Prior year invoice paid current year funds	Claim paid, no applicable prior year PO	4 1.14%	- 0.00%	- #DIV/0!	- #DIV/0!	- #DIV/0!	- 0.00%
Xtra Class club purchased gift cards for needy family	Utilizing recipient verification procedure through school social worker	- 0.00%	- 0.00%	- #DIV/0!	- #DIV/0!	- #DIV/0!	3 0.47%
Total Number (#) of Inquiries		26 7.41%	33 12.13%	- #DIV/0!	- #DIV/0!	- #DIV/0!	61 9.64%
Total Claims Audited		351 100.00%	272 100.00%	- #DIV/0!	- #DIV/0!	- #DIV/0!	633 100.00%
Total Outstanding Inquiries		0 0.00%	0 0.00%	0 #DIV/0!	0 #DIV/0!	0 #DIV/0!	0 0.00%

**Rocky Point School District
Internal Claim Audit
Notable Exceptions
Exhibit IV**

Void Checks - February 2012

Fund	Ck #	Amount \$	Vendor	Warrant #	Warrant Date	Reason For Inquiry	Resolution
None		-					
Total	0 Voids	-					

Other Notable Exceptions - February 2012

Fund	Ck #	Amount \$	Vendor	Warrant #	Warrant Date	Reason For Inquiry	Resolution
None		-					
Total	0 Inquiries	-					

*John F. Dennehy, Jr.
Certified Public Accountant*

**Rocky Point Union Free School District
Surplus Equipment Disposal--March 26, 2012**

Computer Description	Rocky Point Asset Tag #	Service Tag #	Quantity	Reason for Disposal
Dell 150 Computer	none	3YDSD11	1	End of life/Beyond repair
Dell 150 Computer	1804	DRXRD11	1	End of life/Beyond repair
Dell 150 Computer	2197	J1YRD11	1	End of life/Beyond repair
Dell 150 Computer	1589	DB1VD11	1	End of life/Beyond repair
Dell 150 Computer	1866	4ZXRD11	1	End of life/Beyond repair
Dell 150 Computer	1632	4F1VD11	1	End of life/Beyond repair
Dell 150 Computer	1636	8F1VD11	1	End of life/Beyond repair
Dell 150 Computer	2222, 1583	6D1VD11	1	End of life/Beyond repair
Dell 150 Computer	2930	gz39m11	1	End of life/Beyond repair
Dell 150 Computer	1816	8ZDSD11	1	End of life/Beyond repair
Dell 150 Computer	2934	DYDSD11	1	End of life/Beyond repair
Dell 150 Computer	1600	7D1VD11	1	End of life/Beyond repair
Dell 150 Computer	1802	6G1VD11	1	End of life/Beyond repair
Dell 150 Computer	2378	87RV211	1	End of life/Beyond repair
Dell 150 Computer	134	H64PP01	1	End of life/Beyond repair
Dell 150 Computer	2886, 1877	C0FSD11	1	End of life/Beyond repair
Dell 150 Computer	2885, 1875	DTDSD11	1	End of life/Beyond repair
Dell 150 Computer	1585	FQXRD11	1	End of life/Beyond repair
Dell 150 Computer	1772	3GDSD11	1	End of life/Beyond repair
Dell 150 Computer	1500	DDHMP01	1	End of life/Beyond repair
Dell 150 Computer	2096	5Z39M11	1	End of life/Beyond repair
Dell 150 Computer	2883	3D1VD11	1	End of life/Beyond repair
Dell 150 Computer	2890	234BM11	1	End of life/Beyond repair
Dell 150 Computer	1666	BSXRD11	1	End of life/Beyond repair
Dell 150 Computer	1625	CWXRD11	1	End of life/Beyond repair
Dell 240 Computer	2420	9Z4XJ11	1	End of life/Beyond repair
Dell 240 Computer	2779	J973W41	1	End of life/Beyond repair
Dell 270 Computer	2327	D9HQB51	1	End of life/Beyond repair
Dell 270 Computer	2324	H4HQB51	1	End of life/Beyond repair
Dell 270 Computer	2796	none	1	End of life/Beyond repair
Dell 270 Computer	2074	25HQB51	1	End of life/Beyond repair
Dell 270 Computer	2328	57HQB51	1	End of life/Beyond repair
Dell 270 Computer	1994	J8XS831	1	End of life/Beyond repair
Dell 270 Computer	1999	8GXS831	1	End of life/Beyond repair
Dell 270 Computer	none	H2Y2431	1	End of life/Beyond repair
Dell 270 Computer	2174	35Y2431	1	End of life/Beyond repair
Dell 270 Computer	1965	BLY2431	1	End of life/Beyond repair
Dell 270 Computer	1970	5GY2431	1	End of life/Beyond repair
Dell 270 Computer	2153	12Y2431	1	End of life/Beyond repair
Dell 270 Computer	2029	DKY2431	1	End of life/Beyond repair
Dell 270 Computer	1964	34Y2431	1	End of life/Beyond repair
Dell 270 Computer	2073	D3HQB51	1	End of life/Beyond repair
Dell 270 Computer	2079	BXGQB51	1	End of life/Beyond repair
Dell 270 Computer	2066	H3HQB51	1	End of life/Beyond repair
Dell 270 Computer	2068	84HQB51	1	End of life/Beyond repair
Dell 270 Computer	1996	1YXS831	1	End of life/Beyond repair
Dell 270 Computer	2265	G6HQB51	1	End of life/Beyond repair
Dell 270 Computer	2084	C6HQB51	1	End of life/Beyond repair
Dell 270 Computer	2265	G6HQB51	1	End of life/Beyond repair
Dell 270 Computer	2026	BCY2431	1	End of life/Beyond repair
Dell 270 Computer	2082	83HQB51	1	End of life/Beyond repair

**Rocky Point Union Free School District
Surplus Equipment Disposal--March 26, 2012**

Computer Description	Rocky Point Asset Tag #	Service Tag #	Quantity	Reason for Disposal
Dell 270 Computer	none	442F531	1	End of life/Beyond repair
Dell 270 Computer	none	6D5FP31	1	End of life/Beyond repair
Dell 270 Computer	2162	81Y2431	1	End of life/Beyond repair
Dell 270 Computer	2040	53Y2431	1	End of life/Beyond repair
Dell 270 Computer	2180	4BY2431	1	End of life/Beyond repair
Dell 270 Computer	2127	BBY2431	1	End of life/Beyond repair
Dell 270 Computer	2041	93Y2431	1	End of life/Beyond repair
Dell 270 Computer	2037	83y2431	1	End of life/Beyond repair
Dell 270 Computer	2038	DBY2431	1	End of life/Beyond repair
Dell 270 Computer	2053	7KY2431	1	End of life/Beyond repair
Dell 270 Computer	2054	74Y2431	1	End of life/Beyond repair
Dell 270 Computer	965	256QP01	1	End of life/Beyond repair
Dell 270 Computer	2058	24HQB51	1	End of life/Beyond repair
Dell 270 Computer	2155	32Y2431	1	End of life/Beyond repair
Dell 270 Computer	2129	2JY2431	1	End of life/Beyond repair
Dell 270 Computer	1952	79HQB51	1	End of life/Beyond repair
Dell 270 Computer	2077	26HQB51	1	End of life/Beyond repair
Dell 270 Computer	2071	J6HQB51	1	End of life/Beyond repair
Dell 270 Computer	2013	9SXS831	1	End of life/Beyond repair
Dell 270 Computer	4059	8J3JY71	1	End of life/Beyond repair
Dell 270 Computer	2624	4G3JY71	1	End of life/Beyond repair
Dell 270 Computer	4045	2C3JY71	1	End of life/Beyond repair
Dell 270 Computer	2177	JY12431	1	End of life/Beyond repair
Dell 270 Computer	1966	J2Y2431	1	End of life/Beyond repair
Dell 270 Computer	2176	46Y2431	1	End of life/Beyond repair
Dell 270 Computer	1963	B2Y2431	1	End of life/Beyond repair
Dell 280 Computer	none	3PFJY71	1	End of life/Beyond repair
Dell 280 Computer	2578	DLNPY71	1	End of life/Beyond repair
Dell 280 Computer	2630	7HNPY71	1	End of life/Beyond repair
Dell 280 Computer	2589	HL3JY71	1	End of life/Beyond repair
Dell 280 Computer	2626	1K3JY71	1	End of life/Beyond repair
Dell 280 Computer	2652	FD3JY71	1	End of life/Beyond repair
Dell 280 Computer	2648	GD3JY71	1	End of life/Beyond repair
Dell 280 Computer	2615	GQFJY71	1	End of life/Beyond repair
Dell 280 Computer	2639	bd3jy71	1	End of life/Beyond repair
Dell 280 Computer	2619	FNFJY71	1	End of life/Beyond repair
Dell 280 Computer	4051	FF3JY71	1	End of life/Beyond repair
Dell 280 Computer	2746	byq1q71	1	End of life/Beyond repair
Dell 280 Computer	2750	gxq1q71	1	End of life/Beyond repair
Dell 280 Computer	2747	FYQ1Q71	1	End of life/Beyond repair
Dell 280 Computer	2748	2YQ1Q71	1	End of life/Beyond repair
Dell 280 Computer	4044	cb3jy71	1	End of life/Beyond repair
Dell 280 Computer	2645	7D3JY71	1	End of life/Beyond repair
Dell 280 Computer	2612	8NFJY71	1	End of life/Beyond repair
Dell 280 Computer	4053	CC3JY71	1	End of life/Beyond repair
Dell 280 Computer	2592	6QFJY71	1	End of life/Beyond repair
Dell 280 Computer	2760	1H3JY71	1	End of life/Beyond repair
Dell 280 Computer	4019	CQFJY71	1	End of life/Beyond repair
Dell 280 Computer	4047	1B3JY71	1	End of life/Beyond repair
Dell 280 Computer	4055	JB3JY71	1	End of life/Beyond repair
Dell 280 Computer	2591	HG3JY71	1	End of life/Beyond repair

**Rocky Point Union Free School District
Surplus Equipment Disposal--March 26, 2012**

Computer Description	Rocky Point Asset Tag #	Service Tag #	Quantity	Reason for Disposal	
Dell 280 Computer	2612	8NFJY71	1	End of life/Beyond repair	
Dell 280 Computer	4053	CC3JY71	1	End of life/Beyond repair	
Dell 280 Computer	2641	B23JY71	1	End of life/Beyond repair	
Dell 280 Computer	2617	4J3JY71	1	End of life/Beyond repair	
Dell 280 Computer	2594	cpfjy71	1	End of life/Beyond repair	
Dell 280 Computer	none	3HNPY71	1	End of life/Beyond repair	
Dell 280 Computer	2631	GLNPY71	1	End of life/Beyond repair	
Dell 280 Computer	00257E	FL3JY71	1	End of life/Beyond repair	
Dell 280 Computer	2580	DL3JY71	1	End of life/Beyond repair	
Dell 280 Computer	4098	33RPX61	1	End of life/Beyond repair	
Dell 280 Computer	4048	7C3JY71	1	End of life/Beyond repair	
Dell 280 Computer	2577	2MNPY71	1	End of life/Beyond repair	
Dell 280 Computer	2588	1L3JY71	1	End of life/Beyond repair	
Dell 280 Computer	2583	bl3jy71	1	End of life/Beyond repair	
Dell 280 Computer	2628	3L3JY71	1	End of life/Beyond repair	
Dell 280 Computer	2642	DC3JY71	1	End of life/Beyond repair	
Dell 280 Computer	4023	2F3JY71	1	End of life/Beyond repair	
Dell GX 280 Computer	none	2	1	End of life/Beyond repair	
IBM Think Pads	2339	n/a	1	End of life/Beyond repair	
	2340	n/a	1	End of life/Beyond repair	
	2341	n/a	1	End of life/Beyond repair	
	2342	n/a	1	End of life/Beyond repair	
	2343	n/a	1	End of life/Beyond repair	
	2345	n/a	1	End of life/Beyond repair	
	2347	n/a	1	End of life/Beyond repair	
	2348	n/a	1	End of life/Beyond repair	
	2351	n/a	1	End of life/Beyond repair	
	2352	n/a	1	End of life/Beyond repair	
	2353	n/a	1	End of life/Beyond repair	
	2360	n/a	1	End of life/Beyond repair	
	2361	n/a	1	End of life/Beyond repair	
	2363	n/a	1	End of life/Beyond repair	
	4084	n/a	1	End of life/Beyond repair	
	4085	n/a	1	End of life/Beyond repair	
		none	00045-166-569-586	1	End of life/Beyond repair
	IBM Think Pad Laptop Cart	4075	n/a	1	End of life/Beyond repair

**Rocky Point Union Free School District
Surplus Equipment Disposal--March 26, 2012**

Computer Description	Rocky Point Asset Tag #	Service Tag #	Quantity	Reason for Disposal
Computer Peripherals/AV	Serial Numbers	RP Tag #	Quantity	Reason for Disposal
Princeton TV AR2.7AV	991212447	n/a	1	End of life/Beyond repair
	991212351	n/a	1	End of life/Beyond repair
	991212091	n/a	1	End of life/Beyond repair
	991212318	n/a	1	End of life/Beyond repair
	991211935	n/a	1	End of life/Beyond repair
	000112836	n/a	1	End of life/Beyond repair
	991212001	n/a	1	End of life/Beyond repair
	991212489	n/a	1	End of life/Beyond repair
	991212476	n/a	1	End of life/Beyond repair
	991212509	n/a	1	End of life/Beyond repair
	991211955	n/a	1	End of life/Beyond repair
	991212585	n/a	1	End of life/Beyond repair
MoniVision TV DM-5938S	44203701284	n/a	1	End of life/Beyond repair
	44203701161	n/a	1	End of life/Beyond repair
	44203701265	n/a	1	End of life/Beyond repair
Olevia TV 332-B11	VCLD71040055	4474	1	End of life/Beyond repair
Panasonic AV Mixer wi-mx20	79a00817	373	1	End of life/Beyond repair
Dell E153FPf 15" Monitors	n/a	n/a	12	End of life/Beyond repair
NetTv 34XM6	42721202741	n/a	1	End of life/Beyond repair
BGA 15" Monitor/CRT	j556bga	n/a	1	End of life/Beyond repair
Dell 17" Monitor/CRT	cm2317p	n/a	1	End of life/Beyond repair
HP 17" LCD Monitor	HPL1750	n/a	16	End of life/Beyond repair
Dell 15" Monitor/CRT	e551	n/a	1	End of life/Beyond repair
RCA TV	f27160wn	n/a	1	End of life/Beyond repair
RCA TV	381179205215 14	n/a	1	End of life/Beyond repair
JVC TV Monitor	av-27430	n/a	1	End of life/Beyond repair
Acer 17" Monitor/CRT	7277c	n/a	1	End of life/Beyond repair
RCA TV	f27649	n/a	1	End of life/Beyond repair
Dell Inspiron 5000	9am3m	79	1	End of life/Beyond repair
HP Scanjet 6200c	n/a	n/a	1	End of life/Beyond repair
HP 8550n Color Printer	JPLB022714	253	1	End of life/Beyond repair
Panasonic Destop Editor AG-1980p	k7tc00626	371	1	End of life/Beyond repair
HS Monitor L1750	3CQ8271FZ8	n/a	1	End of life/Beyond repair
HS Monitor L1750	3CQ8271FYJ	n/a	1	End of life/Beyond repair
HS Monitor L1750	3CQ8271FZ4	n/a	1	End of life/Beyond repair
HS Monitor L1750	3CQ8271FZX	n/a	1	End of life/Beyond repair

School Year 2012-2013

RESOLUTION (A)

JOINT MUNICIPAL COOPERATIVE BIDDING PROGRAM

WHEREAS, various educational and municipal corporations located within the State of New York desire to bid jointly for generally needed services and standardized supply and equipment items; and

WHEREAS, the Rocky Point Union Free School District, an educational/municipal corporation (hereinafter the "Participant") is desirous of selectively participating with other educational and/or municipal corporations in the State of New York in joint bidding in the areas mentioned above pursuant to General Municipal Law § 119-o and Education Law Section 1950; and

WHEREAS, the Participant is a municipality within the meaning of General Municipal Law § 119-n and is eligible to participate in the Board of Cooperative Educational Services, First Supervisory District of Suffolk County (hereinafter Eastern Suffolk BOCES) Joint Municipal Cooperative Bidding Program (hereinafter the "Program") in the areas mentioned above; and

WHEREAS, the Participant acknowledges receipt of the Program description inclusive of Eastern Suffolk BOCES' standard bid packet and the general conditions relating to said Program; and

WHEREAS, with respect to all activities conducted by the Program, the Participant wishes to delegate to Eastern Suffolk BOCES the responsibility for drafting of bid specifications, advertising for bids, accepting and opening bids, tabulating bids, awarding the bids, and reporting the results to the Participant.

BE IT RESOLVED that the Participant hereby appoints Eastern Suffolk BOCES to represent it and to act as the lead agent in all matters related to the Program as described above; and

BE IT FURTHER RESOLVED that the Participant hereby authorizes Eastern Suffolk BOCES to place all legal advertisements for any required cooperative bidding in Newsday, which is designated as the official newspaper for the Program; and

BE IT FURTHER RESOLVED that a Participant Meeting shall be held annually consisting of a representative from each Program Participant. Notice of the meeting shall be given to each representative at least five (5) days prior to such meeting; and

BE IT FURTHER RESOLVED that an Advisory Committee will be formed consisting of five to ten representatives of Program Participants for a term of three (3) years as authorized by General Municipal Law §119-o.2.j.

BE IT FURTHER RESOLVED that this Agreement with the Participant shall be for a term of one (1) year as authorized by General Municipal Law §119-o.2.j.

BE IT FURTHER RESOLVED that the Participant agrees to pay Eastern Suffolk BOCES an annual fee as determined annually by Eastern Suffolk BOCES to act as the lead agent for the Program.

Dated:

Name of Educational or Municipal Corporation

Name of Official

Title

Contact Person - Name

Title

E-Mail Address

**Board of Cooperative Educational Services
First Supervisory District of Suffolk County
("Eastern Suffolk BOCES")**

PROGRAM DESCRIPTION

Joint Municipal Cooperative Bidding Program – CoSer 612

Description of the Program

Cooperative Bidding is an optimal method of bidding that Eastern Suffolk BOCES can offer to local school districts and other municipalities. By using the Eastern Suffolk BOCES Joint Municipal Cooperative Bidding Program (hereinafter the "Program"), school districts, and other municipalities (hereinafter "Participants") may realize significant time allocation and cost savings within their purchasing functions. This method of bidding allows Participants to join with Eastern Suffolk BOCES to coordinate some or all of their bidding needs by cooperatively bidding goods and services for their mutual benefit. Eastern Suffolk BOCES will assign a Program Coordinator to administer the Program. The Program is offered pursuant to General Municipal Law §119-o and Education Law §1950.

Benefits of the Program

Participants may benefit from Cooperative Bidding activities with Eastern Suffolk BOCES in many ways, including the following:

1. **Lower administrative costs:** By providing coordination of membership activity, bid preparation and analysis, legal advertisements, bid recommendations, intercession on vendor issues/complaints, researching vendors, etc. Eliminating duplication of efforts, Participants realize significant savings in time, labor and money;
2. **Improved response from vendors:** Vendors maximize bidding on larger quantities and are encouraged to compete for the Bid award. In addition, the bid solicitation potentially attracts a broader range of vendors. Greater competition leads to lower bid prices;
3. **Better product specifications:** Combining the knowledge and experience of all Participants in the Program and conducting Ad-Hoc Committees to review these specifications results in developing better bid specifications for goods and services; and
4. **Better compliance with State statutes on purchasing:** Since many purchases are subject to competitive bidding, Cooperative Bidding activities coordinated by Eastern Suffolk BOCES will foster easier compliance with bidding statutes and produce heightened awareness of legal requirements.

Participation in the Program

1. Participation in the Program must be evidenced by the adoption of either of the two attached Joint Municipal Cooperative Bidding Program Resolutions (Resolution A and Resolution B) by the governing body of the Participant before its acceptance to the Program. A Participant enrolling in the Program must file said resolution with Eastern Suffolk BOCES by July 31st of the school year in which it wishes to participate in awards of the Program.

2. The costs of operation of the Program will be prorated and will be paid by the Participant to Eastern Suffolk BOCES as an annual fee.
3. Eastern Suffolk BOCES shall act as the lead agency for Program Participants. Eastern Suffolk BOCES shall be responsible for drafting of bid specifications, advertising for bids pursuant to General Municipal Law § 103, accepting and opening bids, tabulating bids, either recommending or awarding the bids dependent upon which resolution is filed, and reporting the results to the Participants.
4. A Program Participants meeting shall be held annually to discuss the Program, its bids, vendors and/or issues in an open forum.
5. An Advisory Committee shall be formed pursuant to a nomination from Program Participants.
6. Bids will be developed by Eastern Suffolk BOCES based upon categories determined pursuant to applicable procedures.
7. Eastern Suffolk BOCES will place all legal advertisements for such Cooperative Bidding in Newsday, which shall be designated as the official newspaper for the Program.
8. Bids received before the designated time for opening will remain sealed and confidential until the designated time for opening. Sealed envelopes containing the bids will be stamped to indicate the date, time, and place of receipt. A bidder may seek to change his/her bid before the bids are opened. If this occurs, there will be no objection on the part of the Program Coordinator, provided the revised bids are received prior to the time and date specified in the bid opening. Bids received after the time and date specified for bid opening shall be refused and returned to the bidder.
9. Awards will be recommended and/or made by Eastern Suffolk BOCES to the lowest responsive, responsible bidder who meets the specifications. Participants that elect not to delegate awarding authority to Eastern Suffolk BOCES are responsible for making all bid awards through their governing body.
10. Participants in the Program shall issue their own purchase orders when purchasing from an award of the Program and accept full responsibility for all payments due the vendor relating to said purchase orders.
11. Eastern Suffolk BOCES, as the lead agent, will comply with notice requirements imposed by New York State Labor Law § 220 after awarding a public works contract. All Participants utilizing such an award are also individually responsible for notifying the Department of Labor of the name and address of the contractor, the date a contract was let, and the consideration stipulated in the contract, as well as following any other prevailing wage laws.
12. Participants in the Program may not deviate from the terms of the bid specifications when utilizing an award of the Program and will notify Eastern Suffolk BOCES of any material deviations by the vendor from the bid specifications.

2011 - 2012 SCHOOL CALENDAR

Rocky Point Union Free School District



JULY 2011				
M	T	W	T	F
				1
[4]	5	6	7	8
11	12	13	14	15
18	19	20	21	22
25	26	27	28	29

July 4 Independence Day

AUGUST 2011				
M	T	W	T	F
1	2	3	4	5
8	9	10	11	12
15	16	17	18	19
22	23	24	25	26
29	30	31		

SEPTEMBER 2011				
M	T	W	T	F
			1	2
[5]	{6}	7	8	9
12	13	14	15	16
19	20	21	22	23
26	27	28	[29]	[30]

(16 + 1)
 September 5 Labor Day
 6 First Day Staff
 7 First Day Students
 29-30 Rosh Hashanah

OCTOBER 2011				
M	T	W	T	F
3	4	5	6	7
[10]	11	12	13	14
17	18	19	20	21
24	25	26	27	28
31				

(20)
 October 10 Columbus Day

NOVEMBER 2011				
M	T	W	T	F
	1	2	3	4
7	8	9	10	[11]
14	15	16	17	18
21	22	23	[24]	[25]
28	29	30		

(19)
 November 11 Veterans Day
 24-25 Thanksgiving Recess

DECEMBER 2011				
M	T	W	T	F
			1	2
5	6	7	8	9
12	13	14	15	16
19	20	21	22	23
[26]	[27]	[28]	[29]	[30]

(17)
 December 26-30 Winter Recess

JANUARY 2012				
M	T	W	T	F
[2]	3	4	5	6
9	10	11	12	13
[16]	17	18	19	20
23	24	25	26	27
30	31			

(20)
 January 2 Winter Recess
 16 Martin Luther King Day

FEBRUARY 2012				
M	T	W	T	F
		1	2	3
6	7	8	9	10
13	14	15	16	17
[20]	[21]	[22]	[23]	[24]
27	28	29		

(16)
 February 20-24 Mid-Winter Recess

MARCH 2012				
M	T	W	T	F
			1	2
5	6	7	8	9
12	13	14	15	16
19	20	21	22	23
26	27	28	29	30

(22)

APRIL 2012				
M	T	W	T	F
2	3	4	[5]	[6]
[9]	[10]	[11]	[12]	[13]
16	17	18	19	20
23	24	25	26	27
30				

(14)
 April 5-13 Spring Recess

MAY 2012				
M	T	W	T	F
	1	2	3	4
7	8	9	10	11
14	15	16	17	18
21	22	23	24	25
[28]	29	30	31	

(22)
 May 28 Memorial Day

JUNE 2012				
M	T	W	T	F
				1
4	5	6	7	8
11	12	13	14	15
18	19	(20)	(21)	(22)L
25	26	27	28	29

(16)
 June 13-22 Regents Testing
 20-22 ½ Day K-5 Students
 22 Last Day School

182 + 1 = 183

If no emergency closings: School will be closed 5/24, 5/25, and 5/29* (*pending BOE approval)

If 1 day used: School will be closed 5/24 and 5/25

If 2 days used: School will be closed 5/25

{ } = Conference Day [] = School Closed () = Half Day

NOTE: The Board of Education of the Rocky Point Union Free School District reserves the right to revise this calendar if emergency school closings during the school year require additional teaching days.

CEP TEMPLATE FOR UPSTATE/LONG ISLAND AND CHARTER SCHOOLS 2011-12

COMPLETE THOSE SECTIONS OF THIS PLAN
REQUIRED FOR YOUR HIGHEST LEVEL OF
IDENTIFICATION, AS DESCRIBED
IN THE GUIDANCE MANUAL.

USE THIS CHECKLIST TO ENSURE THAT ALL REQUIRED COMPONENTS FOR THE
CEP ARE SUBMITTED

WE HAVE COMPLETED AND ARE SUBMITTING

- Pages 1- 2 Cover page and CEP Planning Team Membership Table (ALL SCHOOLS)
- Pages 3 – 4 PART 1: School Profile and other data/information used in analyzing school improvement issues (ALL SCHOOLS)
- Pages 5 – 14 PART 2: Causal Analysis - Submit only those pages required for the school's identification level
- Pages 15 - 20 PART 3: Action Plan – Submit only those pages required for the school's identification level
- Page 21 - 22 Part 4: District Corrective Action Plan – The district submits this part only for a school in Corrective Action
- Pages 23 - 28 Part 5: District Restructuring Plan – The district submits this part only for a school in Restructuring
- Pages 29 - 35 Part 6: USDOE and NYSED Required Forms –All schools must complete and submit the forms in this section that pertain to their status. Non-Title I do not have to complete the federally required forms, and charter schools do not have to complete the AIS forms.**
- Pages 36 - 37 Part 7: CEP Revision Form – Use these pages only to submit second year revisions



New York State Education Department

COMPREHENSIVE EDUCATIONAL PLAN (CEP) For Upstate/Long Island Schools and All Charter Schools 2011-2012

SCHOOL NAME	Joseph A. Edgar Intermediate School	DISTRICT NAME	Rocky Point Union Free School District
CONTACT NAME	Carol Tvelia Principal	CONTACT NAME	Anja Groth Director of Instruction
PHONE	631-849-7404	PHONE	631-849-7562
E-MAIL	ctvelia@rockypoint.k12.ny.us	E-MAIL	agroth@rockypoint.k12.ny.us

APPROVAL OF THIS PLAN BY THE SCHOOL SUPERINTENDENT AND BOARD OF EDUCATION IS MANDATORY. THE SIGNATURES BELOW CONFIRM APPROVAL.

POSITION	PRINT NAME	SIGNATURE	DATE
SUPERINTENDENT	Michael F. Ring, Ed.D.		_ / _ / _
PRESIDENT, B.O.E.	Michael Nofi		
DATE APPROVED BY B.O.E. _ / _ / _	DATE REC'D BY NYSED - OSI _ / _ / _	SED REVIEWER	DATE _ / _ / _

PLEASE NOTE:

- BEGINNING WITH THE 2010 -11 PLAN, ALL NYSED IDENTIFIED SCHOOLS/DISTRICTS MUST USE THIS TEMPLATE TO PREPARE THEIR CEP. CHECK REQUIREMENTS FOR THE SCHOOL'S PHASE AND CATEGORY TO VERIFY WHICH COMPONENTS OF THIS PLAN ARE REQUIRED.
- ALL IDENTIFIED SCHOOLS MUST COMPLETE AND SUBMIT TWO COPIES (ONE HARD COPY AND ONE ELECTRONIC) OF THEIR CEP TO SED. FOR YEAR TWO, SCHOOLS MUST REVISE THEIR CEP AND SUBMIT THE UPDATE TEMPLATE (PART 7).
 1. SUBMIT WRITTEN COPY WITH ORIGINAL SIGNATURE IN BLUE INK TO: REGIONAL SCHOOL SERVICES, NYS EDUCATION DEPARTMENT, 381 EBA, ALBANY NY 12234.
 2. SUBMIT ELECTRONIC COPY TO RSS@MAIL.NYSED.GOV.
- SCHOOL IMPROVEMENT PLANS ARE PUBLIC DOCUMENTS AND WILL BE SHARED WITH OTHER SED OFFICES, AND REGIONAL NETWORKS AND PARTNERS.
- THE PLAN MUST BE IMPLEMENTED BY THE BEGINNING OF THE SCHOOL YEAR DURING WHICH IT IS SUBMITTED OR, FOR NEWLY IDENTIFIED SCHOOLS, WITHIN 90 DAYS OF IDENTIFICATION

SCHOOL LEADERSHIP TEAM MEMBERSHIP TABLE:

Each school should have a single School Leadership Team (SLT) and a single improvement plan. For example, if the school must also complete a VESID Quality Improvement Plan (QIP), the action steps in that plan must be incorporated into this plan. Plan development must include all constituencies in the school community, consistent with Part 100.11 of the Commissioner's Regulations. Parents must be a part of developing this plan, including parents who are NOT employed by the district or school. Other participants who are regularly involved in your school improvement initiatives, such as community organizations, institutes of higher education and the NYSED Regional School Services (RSS) Liaison as consultants through part or all of the planning process.

Name	Position / Constituency Represented	Signature**
Nicole Anderson	CTD & Resource Room Special Education Teacher Grade 3, Joseph A. Edgar Intermediate School	
Melinda Brooks	Instructional Coordinator of Social Studies, LOTE & Business, PK-12, Rocky Point UFSD	
Dr. Deborah Deluca	Assistant Superintendent, Rocky Point UFSD	
Deborah Elcik	Coordinator of Special Education, PK-12 Rocky Point UFSD	
Nicole Fisher	CTD & Resource Room Special Education Teacher Kindergarten, Frank J. Carasiti Elementary School	
Nicole Fernandez	ESL Teacher, Grade 2 Frank J. Carasiti Elementary School	
Michael Friscia	Grade 4 Teacher/RPTA President Joseph A. Edgar Intermediate School	
Michael Gabriel	Instructional Coordinator of Science and Advanced Placement Programs, PK-12, Rocky Point UFSD	
Virginia Gibbons	Principal, Frank J. Carasiti Elementary School	
Anja Groth	Director of Instruction, Rocky Point UFSD	
Dee Dee Hangartner	Staff Developer/Shared Data Expert Eastern Suffolk BOCES	
Vincent LaSorsa	Instructional Coordinator of Mathematics, PK-12 Rocky Point UFSD	
Lori Markland	Parent/Shared Decision Making Team Joseph A. Edgar Intermediate School	
Andrea Moscatiello	Director of Special Education, Rocky Point UFSD	
Catherine Richardson	Literacy Collaborative Coordinator/Reading Teacher, Grade 4, Joseph A. Edgar Intermediate School	
Sherin Shanahan	CTD & Self-Contained Special Education Teacher Grade 8 & ELA AIS Grade 7, Rocky Point Middle School	
Carol Tvelia	Principal, Joseph A. Edgar Intermediate School	
Michael Yannucci	Reading Teacher, Grade 2 Frank J. Carasiti Elementary School	

** Signature of constituent only indicates participation in the development of the Comprehensive Educational Plan, not approval. Note: If for any reason an SLT member does not wish to sign this plan, he/she may attach an explanation in lieu of his/her signature.

PART I: SCHOOL PROFILE: COLLECT YOUR DATA

Districts should provide schools with the most up-to-date disaggregated assessment data available, including state assessment data, other local assessments, and demographic data for use in analyzing school improvement needs. These data may include internal use of scores not yet released by NYSED. In addition, schools should access data on attendance (teacher and student), tardiness, behavior issues, feedback from walk-throughs and other reviews and information that will be useful in improvement planning. Please feel free to modify this section to make it meaningful for your specific school.

MAJOR BUILDING INITIATIVES				EXTRACURRICULAR ACTIVITIES			
<ul style="list-style-type: none"> ➤ Rocky Point UFSD 2011-2016 Next S.T.E.P 5-Year Strategic Plan ➤ Response to Intervention-New State Education Department RtI-TAC ➤ Scholastic READ 180 & System 44 Scientifically Research Based Reading Programs for Self-Contained Special Education and LEP/ELL students in Grades 3-8 ➤ Common Core ELA Learning Standards Training ➤ Common Core ELA Learning Standards Curriculum Development ➤ ELA Literacy Progress Monitoring: AIMSweb ➤ 2-Hour Literacy Block 				<ul style="list-style-type: none"> ➤ Technology Club ➤ Student Council ➤ Peer Mediation ➤ Reading Buddies ➤ Peer Tutoring 			
MAJOR COMMUNITY /THE PARTNERS				PARENT/SCHOOL SUPPORTS			
North Shore Youth Council <hr/>				<ul style="list-style-type: none"> ➤ Shared Decision Making Team ➤ Parent Teacher Association (PTA) & Parents as Reading Partners ➤ Monthly Mystery Readers ➤ Title III LEP/ELL Family Literacy Night Program 			
Enrollment (BEDS Day)	08-09	09-10	10-11	Recent Immigrants (Students enrolled during each academic year who had immigrated to the U.S. within the past three years.)			
Kindergarten					08-09	09-10	10-11
Grade 1				Total Number/Percent of Total Enrollment	5/15 33%	1/16 6%	1/21 5%
Grade 2				Most Prevalent Places of Birth for Recent Immigrants			
Grade 3	278	255	257				
Grade 4	275	279	249		Country 1	El Salvador (3)	El Salvador (1)
Grade 5	271	271	281	Country 2	1 China (1) Costa Rica (1)	N/A	N/A
Grade 6				Country 3	N/A	N/A	N/A
Grade 7				Attendance Information			
Grade 8					08-09	09-10	10-11
Grade 9				Average daily student attendance rate	95.7595	95.7732	95.3317
Grade 10				Average daily teacher attendance rate	84.51	89.86	88.81
Grade 11				Suspensions			
Grade 12				- 1 day out of school	11	11	13
Ungraded	1	0	0	- 2-4 days out of school	1	2	3
Graduation Rate	08-09	09-10	10-11	- 5+ days out of school	2	0	2
	86%	87%	87%	- In school suspension rate	2%	1%	2%
Special Education Enrollment (Students are also included in the total number of enrolled students, so this is a double count.)				Poverty Rate (Free and Reduced Lunch)			
	08-09	09-10	10-11	FRPL Reported to NYSED	17% (147)	17% (137)	20% (154)
Total number of students with IEPs	142	139	147	English Language Learners			
Total number with resource room	32	35	27	Total number of students receiving ELL services	15	17	21
Total number inclusion	56	62	77	Total number of ELLs graduated from ELL services	3	1	2
Total 15:1	41	33	44	Number of ELLs also receiving Special Education services	6	8	8
Total 12:1:1	9	11	12	Number of ELLs that are also SIFE (interrupted education)	0	0	0
Total 8:1:1	0	0	0		08-09	09-10	10-11
Total 6:1:1	0	0	0	NCLB Accountability Level	In Good Standing	In Good Standing	In Good Standing
Total Related Services	166	178	189	SURR Status	N/A	N/A	N/A
				SPP Status (VESID)	N/A	N/A	N/A

PART I: SCHOOL PROFILE – Continued

Number of: Staff	08-09	09-10	10-11		08-09	09-10	10-11
Teachers with full certification in area taught	58	55	54	Percent fully licensed and permanently assigned to this school	100%	100%	100%
Teachers teaching outside of certification area (20% rule)	0	0	0	Percent more than two years teaching in this school	94%	95%	96%
Uncertified Teachers	0	0	0	Percent more than five years teaching anywhere	88%	96%	97%
Administrators	2	2	2	Percent Master's Degree or higher	64%	76%	100%
Teaching Assistants (General Education)	0	0	0	Percent participating fully in professional development	100%	100%	100%
Teaching Assistants (Special Education)	0	0	0				
Teaching Aides	11	9	14				
Funding Sources Available for This School Building to Support School Improvement (2010-11)		Title I A	School Improvement Grant	Local Funds	C4E Funding	IDEA	Other (Specify)
Professional Development/Mentoring for Administrators on Effective Instruction		✓		✓			RTTT
Professional Development/mentoring for Teachers and Teaching Assistants on Effective Instruction		✓		✓			RTTT
Professional Development and training regarding support for students with disabilities		✓		✓		611	
Curriculum Development/Pacing			✓	✓			Title IIA
Use of Time (Lengthen School Day/Year)			✓	✓			
Restructuring of School Day/ Block Scheduling, etc.				✓			NYS RTI-TAC
Planning and Implementation of Effective Interventions for At-Risk Students (AIS/RTI)			✓	✓			NYS RTI-TAC Title III
Development and Implementation of High Quality Instructional Units in Mathematics				✓			Title IIA
Development and Implementation of High Quality Instructional Units in ELA				✓			Title IIA
Development and Implementation of High Quality Instructional Units in Literacy Across the Content Areas							
Staff Planning time Focused on Analysis of Student Work and Other Data and Using Those Data to Impact Student learning				✓			RTTT
Administrative Focus on Monitoring of Effective Instruction (Professional Evaluations)							RTTT
Parent Involvement (Including CEP Planning, School-Parent Compact, etc.)				✓			Title III
Service Learning Initiatives							
Attendance Improvement				✓			
Dropout Prevention							Voluntary Mentoring Program
Instructional Technology		✓		✓		611	NYS RTI-TAC
Other Priorities (Specify)							

This demographic data is only a small part of the data that should be analyzed. Please add the school's other important information into the CEP here. Include the latest state assessment data, school schedules, retention rates, and any other recent reports and evaluations and data that will help your team improve student instruction.

BASIC SCHOOLS IDENTIFIED FOR ELA AND ALL FOCUSED AND COMPREHENSIVE SCHOOLS SUBMIT THIS PAGE

PART 2: CAUSAL ANALYSIS AND PLANNING FOR IMPROVEMENT (continued)

SECTION A (1): FIRST INSTRUCTION IN ENGLISH LANGUAGE ARTS

Analysis of Current Status of Student Achievement and Program Effectiveness

Summary of Causal Analysis Findings – In the space below, *summarize* in **bullets** the major findings of the analysis of student achievement data and effectiveness of current educational practices.

ELA Core Instruction Findings:

ELA student achievement data (school-wide and disaggregated by grade and major student subgroups);

Grade 3:

81/244 or 33% of 3rd graders were not proficient on the 2011 ELA.
36/41 or 88% of Students with Disabilities were not proficient.

Grade 4:

89/251 or 36% of 4th graders were not proficient.
38/45 of 84% of Students with Disabilities were not proficient.

Grade 5:

110/276 or 40% of 5th graders were not proficient.
52/58 or 90% of SWD Students with Disabilities were not proficient.

Grades 3-5:

280/771 or 36% of students in grades 3-5 were not proficient on the ELA at JAE.
126/144 or 88% of Students with Disabilities in grades 3-5 were not proficient.
Since data analysis indicates that more than one-third or 36% of students in grades 3-5 and 88% of Students with Disabilities did not meet proficiency on the ELA assessment this past year, additional attention is being paid to students at-risk of not passing the 2012 ELA Assessment. As 54/59 or 92% of Students with Disabilities received Level 1 on the ELA, we are closely monitoring Students with Disabilities.

The disaggregated 3-5 ELA Assessment data for Students with Disabilities display weaknesses in New York State English Language Arts Learning Standards 1, 2, and 3. To address these deficits, as well as meet the demands of the new Common Core Learning Standards, instruction in third through fifth grade will focus on using specific evidence and textual support, building vocabulary knowledge and usage, identifying main idea and details, and strengthening command of Standard English grammar.

Further analysis of assessment data for SWD in grades 3 through 5 revealed the following information:

✓ **New York State Grades 3-5 ELA Assessments**

- There are approximately 41-58 SWD students per grade level
- 10-12% or 5-7 SWD per grade level passed the 2011 ELA
- SWD perform under 60% on all three standards
- SWD perform under 55% on Standard 3
- Gaps are demonstrated by JAE SWD compared to Suffolk County SWD

- A comparison of Rocky Point SWD and Suffolk County SWD revealed the following lower achievement for Rocky Point students:
 - ✓ Grade 3 ELA: Rocky Point = 12% Proficient
Suffolk County = 22% Proficient
Gap of **-10%**
 - ✓ Grade 4 ELA: Rocky Point = 16% Proficient
Suffolk County = 19% Proficient
Gap of **-4%**
 - ✓ Grade 5 ELA: Rocky Point = 10% Proficient
Suffolk County = 17% Proficient
Gap of **-7%**
- In comparison to Suffolk County SWD, JAE SWD demonstrated gaps in 3rd and 4th grade on the extended response items: 3rd grade -5%, 4th grade -12%
- Students in Grades 3 and 4, demonstrated difficulty in Standard 2 in the following skill area:
 - ✓ using specific evidence from stories to describe themes, characters, their actions, their motivations; relating sequence of events
- Students in Grade 5, demonstrated difficulty in Standard 3 and extended response items in the following skill area:
 - ✓ evaluation of information, ideas, opinions, and themes in texts by identifying a central idea and supporting details

✓ **AIMSweb Grades 3-5 ELA**

RCBM: The Reading Curriculum-Based Measurement (R-CBM) is an overall measure of students' general reading proficiency

- SWD exhibit weak fluency levels across all three grade levels
- During January 2012 testing administration, the test administrators observed weaknesses in SWD sight vocabulary during the oral reading

MAZE: Maze reading (Maze-CBM) is a corroborative or supplemental measure to provide a more complete picture of students' reading skills, especially when comprehension problems are suspected.

- SWD exhibit weak comprehension across all three grade levels
- AIMS data reveals that SWD's are making slight growth towards predicted targets, however, their growth rate is 50% lower than the general education population towards the same target
- The SWD growth rate is less than ½ of the target growth rate
- Although SWD showed growth, it was not sufficient to close the gap, which may actually be widening

AIMSweb data from September 2011 to January 2012 indicate that SWD are demonstrating progress in ELA. Data charts indicate that SWD have gained fluency on average of 20 words per minute from the fall to winter benchmarks; however, they still fall, approximately 30 words per minute below the target point for each grade level. Average growth rate per week should be 1.2 words per minute, SWD are growing at an average of .08 words per minute.

✓ **ThinkLink Grades 3-5**

- Data mirrors New York State assessment results
- Data used as a predictor, as well as a skills deficiency identifier
- Deficits are seen in Standards 2 and 3
- ThinkLink assessments are administered without testing modifications
- SWD's had difficulty completing all 35 questions within the allotted time of 50 minutes
- On Test A, many SWD left the last one-third of the test items unanswered
- By Test C, most SWD do complete all test items

✓ **SLOSSAN**

SLOSSAN Word Identification

- SWD are six months to one year below general education students in sight vocabulary recognition

✓ **Schlagel**

Schlagel Spelling Assessment

- SWD spelling performance is at the frustrational level, which is at least one year below level

✓ **Literacy Collaborative Benchmark Assessments**

Literacy Collaborative Benchmarking

- CTD SWD benchmark reading levels in May for grade 4 are at L/M (beginning grade 3), which is at least one year below grade level
- Self-contained SWD benchmark reading levels are at J/K (end of Grade 2) or almost two years below grade level.
- These gaps, which have been identified in incoming grade 3 students continue through grade 5

Results on ThinkLink, a standardized assessment given to students three times per year, demonstrate similar deficiencies as the NYSED Grades 3-5 ELA Assessments. Further, Think Link, AIMSweb, and classroom assessment data indicate that Students with Disabilities have deficits with vocabulary and complex language acquisition, as well as with understanding and using complex and compound sentences in their written and oral language.

In addition, based on AIMSweb, SLOSSON, and Schlegel results, classroom instruction during the 2011-1012 school year is focusing on enhancing students' decoding and fluency skills. Teachers continue to implement web-based, skills specific ThinkLink probes to provide targeted individual instruction to students based on specific reading skill deficiencies. AIMSweb progress monitoring probes will provide us with individual formative assessment data to guide student instruction.

ELA Core Instruction Findings:

FEEDER SCHOOL: Frank J. Carasiti Elementary School: Kindergarten – Grade 2

We also conducted data analysis of assessments in our feeder school, Frank J. Carasiti Elementary School, which services students in the Rocky Point Union Free School District in Kindergarten through second grade. We looked at 2011 end-of year data for 275 students in second grade, our current third grade students in Joseph A. Edgar Intermediate School, as well as the mid-year data for our current second grade students.

✓ **mClass DIBELS**

2011 DIBELS for 1 st Grade Students (Current 2 nd Grade Students)	All		SWD	
	Strategic	36	13%	14
Intensive	21	8%	14	5%

- 18% or 49 of 275 second grade students were identified as SWD
- 21% or 57 second grade students scored below level at strategic and intensive
- 71% of SWD scored below level at strategic and intensive

2011 DIBELS for 2 nd Grade Students (Current 3 rd Graders)	All	SWD
	272	39

Strategic	55	20%	6	15%
Intensive	44	16%	24	62%

- 39/272 or 14% of second grade students were identified as SWD
- 99/272 or 36% of second grade students scored below level at strategic and intensive
- 30/39 or 77% of SWD scored below level at strategic and intensive

✓ **Literacy Collaborative Benchmarking**

2011 Literacy Collaborative Benchmark Assessment System for 1st Grade Students (Current 2nd Grade Students)	All 275		SWD 49	
Text level H (1.7) or below	61	22%	29	11%
Text level I (1.8) or below	104	38%	35	13%

- 22% or 61/275 second grade students scored below Fountas & Pinnell Guided Reading Level H
- 59% or 29/49 SWD scored below Fountas & Pinnell Guided Reading Level H
- 38% or 104/275 second grade students in scored below level Fountas & Pinnell Guided Reading Level I
- 71% or 35/49 SWD scored below level Fountas & Pinnell Guided Reading Level I

2011 Literacy Collaborative Benchmark Assessment System for 2nd Grade Students (Current 3rd Grade Students)	All 272		SWD 39	
Text level L (2.6) or Below (Text level M (2.9) On Grade Level)	75	28%	28	72%

- 75/272 or 28% second grade students scored below Fountas & Pinnell Guided Reading Level M
- 28/39 or 72% of SWD scored below Fountas & Pinnell Guided Reading Level M

January 2012 Mid-Year Literacy Collaborative Benchmark Assessment System for Current Second Grade Students	All 256		SWD 52		ELL 6	
Text Level J or Below (Text Level K = On Grade Level)	39	16%	26	50%	6	100%

- 256 second grade students were assessed using the Literacy Collaborative Benchmark Assessment System in February of 2012
- 52/256 or 20% of students were identified as SWD
- 39/256 or 16% of students scored below the target text level for Mid-Year
- 26/52 or 50% SWD students scored below the target text level for Mid-Year
- 6/6 ELL or 100% of ELLs scored below the target text level for Mid-Year
- This year's mid-year data demonstrates that more students appear to be on the trajectory to meet the target text level of M at the beginning of third grade

Data analysis based upon the review of data in Part I of this document, the **FACTORS worksheet in Appendix 1 and/or other findings from the causal analysis;**

✓ Findings:

Over the past three years:

- Total student population in grades 3, 4, and 5 has decreased from 824 to 787
- Classification rate of SWD in grades 3, 4, and 5 appears to be consistent from 17.26% to 18.68%
- Increase in SWD placements in Consultant Teacher Direct (CTD)/inclusion classes
- Increase in SWD placements in self-contained 15:1 classes
- Increase in SWD who receive Related Services, which include speech, OT, PT, social skills, hearing itinerant services, and counseling

JAE : Grades 3-5	2008-09	2009-10	2010-11	2011-12 ❖
Related Services *	166	178	189	197
Speech *	64	63	81	88
OT	45	27	29	40
PT	16	11	6	11
Hearing Itinerant	1	1	3	4
Psychological Counseling	37	36	41	41

- Pull-out services impact instructional time in literacy, as well as other content area instruction
- Weekly pull-outs range from 3-5 days/week
- Students can be out of the classroom from 30 to 240 minutes/week
- Increase in SWD receiving speech services
- Student attendance rate appears to be consistent at 95%
- Increase in poverty rate from 17% to 20% over the past three years
- Consistent increase in English Language Learners (ELLs) from 15 to 21 students over the past three years
- Approximately 40% of English Language Learners (ELLs) are also classified as Students with Disabilities (SWD)
- Teachers are fully certified, teach within their certification areas, are fully licensed and permanently assigned to the school
- Teachers with Master's Degrees have increased from 64% to 100% over three years

ANALYSIS OF FACTORS THAT IMPACT SWD STUDENT PERFORMANCE IN ELA:

After reviewing, discussing, and analyzing the list of indicators of effective practice provided in the CEP Guidance Manual, the Rocky Point UFSD CEP Team determined that the indicators identified below are most critical to Joseph A. Edgar Intermediate School's improvement. The District and JAE plan to review and discuss these effective practices during professional development periods, grade level meetings, department meetings, and faculty meetings. The integration of these effective research based practices into professional practice, teaching, and learning will assist us as we work to strengthen the literacy skills of special education, ELL, and at-risk learners so that they can become proficient readers and writers in English Language Arts.

I. CURRICULUM

1. There is a written district level curriculum that is aligned with NY State standards, performance indicators and core competencies that forms the basis for all classroom instruction.
2. The local curriculum is articulated across grades/buildings to ensure that all skills and strategies are explicitly taught.
3. All students, including at-risk populations, are expected to meet all NY State standards.
4. The curriculum and learning units are challenging, highly engaging, and clearly linked to the standards and strategies being taught.
5. Extended school day programs focused on academic improvement are aligned with the local curriculum, and there is a process in place for communication between regular classroom teachers and after school staff.

II. INSTRUCTION

1. Classroom organization is flexible including, as appropriate, whole group instruction/work (lecture, whole group activity), small group instruction/work (such as individual or paired learning, work centers in use, cooperative/collaborative learning, individual tutoring/conferencing, and direct instruction of small group).
2. Co-teaching and team teaching strategies are flexible with all staff working together equitably.
3. Lesson plans/instruction reflect Scientifically Based Research/best practices, and the culture and languages of the student populations.
4. Lesson plans are based on district curriculum/ State standards.
5. Teachers work together to improve instruction.
6. Learning goals/standards are clear to students.
7. Students are actively engaged in learning.
8. The classroom has a positive, supportive environment for student learning.
9. There is evidence of effective use of best practices in instructional strategies/focus on student learning including: direct instruction, differentiated instruction, modeling/teacher-guided practice, scaffolding, experimental/hands-on learning, lessons beginning with activating/engaging strategies, content-area literacy (reading/writing), evidence of high level questioning strategies, linking new content to students' prior knowledge/interests, and student use of goals/rubrics.
10. Students are taught: summarizing strategies, structured note-taking, content vocabulary, reflection/self-evaluation, text structure, metacognitive strategies, research strategies, and problem solving/organizational strategies.
11. Students self assess and monitoring their own work using rubrics.
12. Student performance assessments are used to provide focused interventions.
13. Additional instruction is provided after school, Saturdays and/or during summer sessions.

III. PROFESSIONAL DEVELOPMENT

1. Is aligned with district goals to improve education.
2. Is driven by disaggregated data and relates to improving student learning.
3. Provides system supports that ensure teachers regular opportunities to collaborate with peers in such activities as: co-observation, peer review, looking at and discussing student work and assessments, shared planning time, joint lesson planning and mentoring and coaching.
4. Engages all staff responsible for increasing student performance.
5. Enables teachers to develop further expertise in: subject content, teaching strategies, uses of technologies, and other essential elements in teaching to high standards.

IV. SCHOOL CLIMATE

1. There is a collaborative and comprehensive approach to meeting the needs of students that includes all aspects of their life, including academic, social, emotional and physical.
2. Teachers, administrators and staff have high expectations for the achievement of all students.
3. A parent survey is conducted to identify needs of parents.

V. STANDARDS FOR SCHOOL LEADERS

1. Professional development promotes a focus on student learning consistent with the school's vision and goals.
2. Curriculum decisions are based on research, expertise of teachers, and the recommendations of policy makers.

VI. STUDENT SUPPORT SERVICES

1. Students are receiving extra academic and developmental support as deemed necessary (e.g., Academic Intervention Services, character development).
2. The student support services program provides support groups for students who need additional social supports (i.e., education/career counseling/violence/alcohol/drug counseling).

VII. ACADEMIC INTERVENTION SERVICES (AIS)

1. AIS delivery is grounded in researched-based practices.
2. AIS is targeted and individualized to match student needs.
3. The school provides parents with strategies for providing support to their youngsters at home.

VII. ASSESSMENT

1. Teachers use a wide range of assessment strategies, from state and local tests and informal classroom assessments.
2. Each student's progress is reviewed on an on-going basis to ensure students are meeting State academic standards.
3. The school regularly analyzes and uses disaggregated assessment data to support school improvement.
4. Teachers use assessment data to inform instruction.

An analysis of the effectiveness of the school's delivery of the ELA curriculum and instruction for English Language Arts. Be sure to consider ESL and Special Education Instruction, the provision of Academic Intervention Services and Response to Intervention supports, the use of technology, library media services, and professional development.

While the majority of teachers will continue to use the Literacy Collaborative Framework to provide literacy instruction, some teachers will also use two additional reading programs this year. Students who received a level score of 1 or 2 on the ELA and cannot decode will participate in System 44, while students who can decode will participate in Read 180 (paid for by funds from IDEA Part B Section 611 Sub Grant). Other students will participate in Wilson Foundations or the Wilson Language Program. Students will be assessed to determine which program will best suit their individual needs. Providing these scientifically research based reading intervention programs to students will enable us to differentiate instruction based upon student needs.

We expanded our English Language Arts Program this year. We now have a scheduled 2-hour Literacy Block (uninterrupted except for occasional mandated support services such as Speech, Physical Therapy, Occupational Therapy, English as a Second Language, social skills training, and education and autism counseling itinerant services) for students in grades three through five. To minimize the range of reading levels and target instruction during the this two-hour literacy block, Students with Disabilities in self-contained classes are now grouped for instruction based on reading level regardless of age or grade level. CTD students are clustered within the general education classes based on reading levels, different CTD classes have slightly higher/lower cluster reading levels.

We integrated *Core Knowledge Libraries*, which include social studies, science, and math content area reading texts during English Language Arts instruction across all classrooms in grades 3-5. Additionally, all teachers also integrated *Laura Robb Libraries*, which include fictional and informational leveled texts into Guided Reading instruction. Teachers will also continue to use web-based, skills specific ThinkLink probes to provide targeted individual instruction to students based on specific reading skill deficiencies.

The instructional program in English Language Arts for all students in grades 3-5 during the two-hour literacy block includes the following scientifically research based core instructional programs and strategies:

The Literacy Collaborative Framework and Zaner Bloser Writing Program:

- *Wilson Foundations*
- *Houghton Mifflin Reading Program: Horizons and Rewards*
- *Literacy Collaborative Framework*
 - *Reading Workshop*
 - ✓ *Guided Reading: Whole class mini-lessons focus on a specific skill area in reading and writing through the use of reader's and writer's statements 2-3 times a week.*
 - ✓ *Students complete assigned tasks when they return to their individual activities.*

- ✓ Independent Reading using Leveled Readers: Students participate in individual independent reading activities, which rotate throughout the week.
 - ❖ Sustained silent reading/writing for 40–45 minutes
 - ❖ Work on the computer “probes” from ThinkLink for 15 minutes
 - ❖ Use of computer reading program *BookFlix* or *TrueFlix* for 15 minutes
 - ❖ Progress monitoring in fluency for identified students for 1 minute
 - ❖ Writing *Reading Letters*
 - ❖ Independent writing using the writing process which focuses on editing, revising and publishing
 - ❖ Closure activity
- ✓ Word Study using “Just Right Words”
- ✓ Vocabulary Development: Vocabulary instruction using *Sadlier Vocabulary*
- ✓ Fluency Instruction and Practice
- ✓ Literature Study
- ✓ Literary Response
- ✓ Poetry Workshop
- ✓ Reader’s Theatre
- Writing Workshop
 - ✓ Guided Writing
 - ❖ Whole class quick writes
 - ❖ Spelling instruction using LC Spelling principles or Foundations (Grade 3)
 - ❖ Zaner Bloser Writing Program
 - ❖ Core Knowledge Libraries including social studies, science, and math content area texts
 - ❖ Laura Robb Libraries including fiction and informational leveled texts
- Tier Instruction
 - ✓ Students identified as high scoring level 2 on the NYS ELA are grouped for the literacy block with certified reading teachers using the LC Framework
 - ✓ Students identified as low scoring level 2 on the NYS ELA are given 2 to 3 days of additional instruction with the reading teacher as a pull out/push in program during content area instruction focusing on reading/writing skill instruction within the content area: Science/Social Studies/Mathematics
 - ✓ Students are progress monitored weekly (Tier 3) or bi-weekly (Tier 2) depending on Tier
 - ✓ CTD teachers use the same model for the SWD and include Wilson instruction as needed or identified
- Academic Intervention Services and Response to Intervention supports
 - ✓ As a New York State Response to Intervention (RtI) pilot school, JAE follows the Tier Instruction Model identified on page 12 of this document for our Academic Intervention Services. Reading teachers provide RtI services for Tier 2 and Tier 3 general education students.
 - ✓ Special Education Teachers provide RtI services for Tier 2 and Tier 3 SWD using a Learning Lab (Resource Room) format 3-5 days per week according to student Individual Education Plans (IEPs)
- Scholastic System 44, Scholastic READ 180, and Wilson Language Program: Scientifically Research Based Supplemental Literacy Programs for SWD

In addition, the instructional program for Students with Disabilities in self-contained and some ESL classes will include System 44 and the Wilson Language Program to support students’ phonics needs to improve fluency and ultimately comprehension. Both programs are scientifically researched based foundational reading and phonics intervention programs for the most challenged

readers. Students who have mastered decoding will focus specifically on comprehension through READ 180, a scientifically researched based reading intervention program, which integrates reading, writing, and technology on a daily basis.

Although there are additional students in Consultant Teacher Direct (CTD) classes in grades 3 to 5 who would also benefit from READ 180 and System 44 Programs, their current schedules cannot accommodate the additional 40-minute period. We hope to incorporate READ 180 and System 44 into these students' schedules next year.

➤ **Professional Development**

Teachers and administrators will continue to participate in Common Core Learning Standards training in all four content areas. They will engage in writing new curriculum aligned with the new Common Core Learning Standards and work together to create common assessments. With the assistance of our part-time staff developer/shared data expert, they will continue to enhance their understanding of data analysis to inform instruction. General education and special education teachers will work collaboratively to develop and implement lesson and unit plans that meet the individual needs of their students. They will be given time during built-in professional development periods, as well as grade level meetings to meet and collaborate.

We will continue to support high-quality professional development to teachers during our professional development periods, which are scheduled twice a week and built into the teacher's work day, as well as release days for training. Professional development activities and programs will focus on the new Common Core Learning Standards, NYSED 3-8 Assessments, Think Link, AIMSweb, Response to Intervention (Rtl), common assessments, consistent grading practices, data analysis, System 44, READ 180. New York State Education Department Race-to-the-Top (RTTT) turnkey training will be provided to teachers and administrators in Common Core ELA, Common Core Math, Inquiry Teams, and Teacher Evaluation, all of which will serve to build the capacity to strengthen teaching and learning in all classrooms.

In addition, Title I, Title II, IDEA 611, and District funding will enable teachers and administrators to attend on-site and out of district professional development training improve instruction and academic achievement. Teachers and administrators will turnkey what they learn at these workshops and conferences during our built-in professional development periods, grade level, and faculty meetings so that they can bring their learning back to their colleagues and ultimately into classrooms.

Teachers were trained during the 2010-2011 school year in how to implement the scientifically research based Zaner Bloser Writing Program. This effort will continue. In support of teachers' understanding of the new Common Core Learning Standards, teachers will also be trained in how to integrate the Common Core Reading and Writing Workshop Curricular Plans, which are being purchased this year. Music and art teachers will also attend Common Core English Language Arts Learning Standards Training so that they too can integrate reading and writing into their instructional programs. They will turnkey train their colleagues during weekly professional development periods.

BASIC SCHOOLS IDENTIFIED FOR ELA AND ALL FOCUSED AND COMPREHENSIVE SCHOOLS SUBMIT THIS PAGE

PART 2: CAUSAL ANALYSIS AND PLANNING FOR IMPROVEMENT (continued)

SECTION A (2): LITERACY ACROSS THE CONTENT AREAS

Summary of Causal Analysis Findings – In the space below, *summarize* in **bullets** the major findings of the analysis of student achievement data and effectiveness of current educational practices.

Literacy Across the Content Areas Findings: Social Studies

Analysis of student achievement data (school-wide and disaggregated by grade and Students with Disabilities (SWD) subgroup:

- New York State Social Studies Grade 5 Assessment 2008 & 2009

New York State Grade 5 Social Studies Assessment	2008-2009		2009-2010	
	All Students	Students with Disabilities	All Students	Students with Disabilities
Number of students tested	272	48	269	42
Average Score	84.99	75.13	76.96	66.88
Level 4 Overall Score	59.19%	25.00%	25.28%	4.76%
Level 3 Overall Score	36.03%	56.25%	65.06%	59.52%
Level 2 Overall Score	2.57%	10.42%	5.95%	21.43%
Level 1 Overall Score	2.21%	8.33%	3.72%	14.29%
Level 4 Essay Score	46%	0.18	0.04	0
Level 3 Essay Score	49%	0.6	0.38	0.1
Level 2 Essay Score	4%	0.17	0.46	0.6
Level 1 Essay Score	1%	0.04	0.11	0.26
Levels 3 & 4 Passing Overall Score	257 or 95%	39 or 81%	243 or 90%	25 or 64%

Findings:

- There was a marked discrepancy in the overall percentage of level 4 scores between the 2008 and 2009 from 59% to 25% for the total population and from 25% to 4.76% for SWD
- The Level 4 Essay scores dropped from 46% to 4% for all students and from 18% to 0% for SWD
- It appears that the cause of the drop in scores is due largely to the essay scores, which make up part of the overall score
- Of interest is the marked increase from 4% to 26% in Level 1 Essay Scores for SWD from 2008 to 2009

Data analysis based upon the review of data in Part I of this document, the **FACTORS worksheet in Appendix 1 and/or other findings from the causal analysis**

- Teachers developed and used integrated, interdisciplinary learning experiences based on NY State standards and performance indicators
- The curriculum is designed to promote a depth of understanding of important concepts.
- Curriculum is cultural and language appropriate

Evidence of effective literacy strategies taught and assessed across all content area classes in the school; student achievement data (school-wide and disaggregated by grade and major student subgroups) in all other major State assessments:

- Teachers in all grades have on-going conversations about literacy across the content areas. The conversations focus on ELA skills that are covered in the content areas, as well as effective instructional methods to teach those skills
- Reading and writing instruction based on primary source documents

Effectiveness of current educational practices in Social Studies

- Teachers are beginning to align the Common Core English Language Arts Learning Standards for Reading and Writing with History Units
- Teachers are beginning to align their lessons and units to the New York State Social Studies Learning Standards content and skills
- Thematic/thesis based essay writing is being implemented in grades 3-8
- Professional development has focused on aligning lessons and units to Common Core English Language Arts Learning Standards for Reading and Writing and the New York State Social Studies Learning Standards content and skills

Literacy Across the Content Areas Findings: Science

Analysis of student achievement data (school-wide and disaggregated by grade and Students with Disabilities (SWD) subgroup: Science

Science Grade 4 Assessment

2009	Level 1	Level 2	Level 3	Level 4	Level 3 & 4	Total Students
All Students	0%	3.60%	29.00%	67%	96.00%	276
SWD	0%	7.30%	56.10%	36.60%	92.70%	41

2010	Level 1	Level 2	Level 3	Level 4	Level 3 & 4	Total Students
All Students	0%	3.60%	29.50%	66%	95.70%	281
SWD	4%	15.10%	43.40%	37.70%	81.10%	53

2011	Level 1	Level 2	Level 3	Level 4	Level 3 & 4	Total Students
All Students	.5%	4.70%	26.80%	68%	94.90%	254
SWD	0%	17.80%	57.80%	24.40%	82.20%	45

Is this correct??? 40%?

Findings

- SWD passing rates decreased by 10% over the past three years

2011 Assessment Question Number	Total Pts	Total Population (254)	Special Education (45)
34	1	75.59%	46.67%
37	1	78.35%	51.11%
38	2	23.62%=1pts 61.02%=2pts	40%=1pts 40%=2pts
40	2	14.57%=1pts 59.84%=2pts	28.89%=1pt 40%=2pts
41	1	79.53%	71.11%

2010 Assessment Question Number	Total Pts	Total Population (281)	Special Education (53)
33	1	92.88%	84.91%
39	2	36.30%=1pt 28.83%=2pts	30.19%=1pt 20.75%=2pts
42	1	84.07%	67.92%
43	1	83.63%	66.04%
44	1	54.45%	33.96%

2009 Assessment Question Number	Total Pts	Total Population (276)	Special Education (41)
36	1	51.45%	43.90%
39	2	45.29%=1pt 37.32%=2pts	51.22%=1pt 19.51%=2pts

Findings:

- Both general education and SWD students do not receive full credit on two point constructed response items

Data analysis based upon the review of data in Part I of this document, the FACTORS worksheet in Appendix 1 and/or other findings from the causal analysis

- There is a written district level curriculum that is aligned with NY State Standards, performance indicators and core competencies that forms the basis for all classroom instruction
- The local curriculum is articulated across grades/buildings to ensure that all skills and strategies are explicitly taught
- All students, including at-risk populations, are expected to meet all NY State Standards

Evidence of effective literacy strategies taught and assessed across all content area classes in the school; student achievement data (school-wide and disaggregated by grade and major student subgroups) in all other major State assessments:

- Literacy techniques and strategies incorporated into daily science instruction

Effectiveness of current educational practices in Science

- Written student laboratories
- Incorporate reading and writing strategies with informational science texts
- Professional Development has focused on aligning lessons and units to the New York State Science Learning Standards content and skills, as well as pairing informational science texts to Common Core English Language Arts Standards in Science

Literacy Across the Content Areas Findings: Math

Analysis of student achievement data (school-wide and disaggregated by grade and Students with Disabilities (SWD) subgroup)

New York State Grade 4 Math Assessment

	2011		2010		2009	
	All Students Grade 3	SWD students Grade 3	All Students Grade 3	SWD students Grade 3	All Students Grade 3	SWD Students Grade 3
Level 1	17	15	13	9	2	2
Level 2	66	18	88	25	6	6
Level 3	132	7	99	9	103	35
Level 4	29	1	31	0	85	3
Percent at Levels 3 and 4	66%	19.50%	59.80%	20.90%	97.10%	82.60%

	All students 2011 Grade 4	SWD students 2011 Grade 4	All students 2010 Grade 4	SWD students 2010 Grade 4	All students 2009 Grade 4	SWD students 2009 Grade 4
	Level 1	9	8	13	12	4
Level 2	56	26	89	33	28	15
Level 3	126	8	122	8	147	19
Level 4	63	3	67	0	76	2
Percent at Levels 3 and 4	74.40%	19.56%	67%	15.10%	87.50%	53.80%

	All students 2011 Grade 5	SWD students 2011 Grade 5	All students 2010 Grade 5	SWD students 2010 Grade 5	All students 2009 Grade 5	SWD students 2009 Grade 5
	Level 1	15	13	10	8	3
Level 2	74	31	70	22	13	9
Level 3	143	14	138	14	178	31
Level 4	53	0	54	1	76	6
Percent at Levels 3 and 4	67.80%	24.10%	70.60%	33.30%	94.10%	73.10%

Findings:

- The 2010 assessment contained more constructed response items than past assessments
- SWD demonstrated marked difficulties with constructed response items for all grade levels.
- SWD demonstrated a 5% to 10% decrease in proficiency with constructed response items for grades 3, 4, 5 over the past three years

Data analysis based upon the review of data in Part I of this document, the **FACTORS worksheet in Appendix 1 and/or other findings from the causal analysis**

- There is a written district level curriculum that is aligned with NY State standards, performance indicators and core competencies that forms the basis for all classroom instruction
- The local curriculum is articulated across grades/buildings to ensure that all skills and strategies are explicitly taught
- All students, including at-risk populations, are expected to meet all New York State Standards

Evidence of effective literacy strategies taught and assessed across all content area classes in the school; student achievement data (school-wide and disaggregated by grade and major student subgroups) in all other major State assessments:

- Teachers are beginning to integrate math vocabulary banks into their instruction in an effort to strengthen students' content area vocabulary. This strategy enables students to explain and show their understanding of math concepts
- Teachers are also working on modeling the presentation of math concepts in both the verbal and written form to enable students to explain how they arrived at their answers both orally and in writing

Effectiveness of current educational practices in Mathematics

- Professional Development for teachers is focusing on aligning lessons and units with the New York State Common Core Math Learning Standards, key vocabulary terms associated with mathematical content, and curriculum mapping
- The District's new *New York State Common Core Math Curriculum* is being implemented in Kindergarten
- New York State Common Core Math Curriculum is being developed in Grades 1 through 12

PART 2: SCHOOL PROFILE – *Continued*

After analyzing the data, use the following questions to guide reflection on what has been learned:

Findings:

Over the past three years:

- Total student population in grades 3, 4, and 5 has decreased from 824 to 787
- Classification rate of SWD in grades 3, 4, and 5 appears to be consistent from 17.26% to 18.68%
- Increase in SWD placements in Consultant Teacher Direct (CTD)/inclusion classes
- Increase in SWD placements in self-contained 15:1 classes
- Increase in SWD who receive Related Services, which include speech, OT, PT, social skills, hearing itinerant services, and counseling

JAE : Grades 3-5	2008-09	2009-10	2010-11	2011-12 ❖
Related Services *	166	178	189	197
Speech *	64	63	81	88
OT	45	27	29	40
PT	16	11	6	11
Hearing Itinerant	1	1	3	4
Psychological Counseling	37	36	41	41

❖ As of March 2012, additional placements may occur through the June 2012

- Increase in SWD receiving Related Services over the past four years
- Increase in SWD receiving speech services over the past four years
- 3-5 students can be out of the classroom from 30 to 240 minutes/week
- Student attendance rate appears to be consistent at 95%
- Increase in poverty rate from 17% to 20% over the past three years
- Consistent increase in English Language Learners (ELLs) from 15 to 21 students over the past three years
- Approximately 40% of English Language Learners (ELLs) are also classified as Students with Disabilities (SWD)

In addition, feeder school Frank J. Carasiti Elementary School also has many SWD with a myriad of disabilities for which they receive pull-out services.

FJC: Grades K-2	2010-11	2011-12 ❖
Related Services *	202	140
Speech *	84	74
OT	66	63
PT	22	20
Hearing Itinerant	1	1
Psychological Counseling	41	41
Orientation & Mobility (OMI)	1	1

❖ As of March 2012, additional placements may occur through the June 2012

- K-2 students can be out of the classroom from 30 to 420 minutes/week
- Weekly pull-outs range from 3-5 days/week

- 1. Has the school seen any major changes over the past three years in the information that was analyzed? If so, please provide specific details here on these changes and how they are being addressed.**

Although we have not seen any major changes over the past three years, we have seen a decrease in enrollment from 824 to 787 for the total student population in grades 3, 4, and 5 and a slight increase in the classification rate of SWD from 17.26% to 18.68%. To meet these challenges, we restructured the literacy block to reflect a more homogeneous grouping of students by reading levels. Rather than being grouped by grade level, self-contained students are grouped by reading levels. As a result, class sizes were slightly reduced to an average of twelve students rather than fifteen. We redistributed teacher aides so that each self-contained class also received the services of at least one teacher aide during the two-hour reading block.

- 2. If there are any specific categories that especially impact student performance, mark them with an asterisk and provide a more detailed explanation of the impact here.**

With an increase in classification rate of SWD, there was also an increase in the classification rate of SWD who receive Related Services (speech, OT, PT, social skills, hearing itinerant services, and counseling). Unfortunately, the pull-outs for related services impacted continuity of instruction for those students during the two-hour literacy block, as well as other content area instruction. Pull-out services for related services impact instructional time in literacy, as well as other content area instruction. Students can be out of the classroom from 30 to 240 minutes/week.

Weekly pull-outs for speech services range from three to five days per week for both group and individual settings. Some SWD receive speech services using both settings during the week. For example, a student may receive speech five times a week in a group, plus another 2 times a week in individual one-on-one sessions with the speech teacher. This can account for 210 minutes of speech services for that particular student. To address this issue, speech teachers provide push-in services during the block where possible dependent upon student IEPs.

In addition, we would like to note that K-2 students in our feeder school, Frank J. Carasiti Elementary School can be out of the classroom from 30 to 420 minutes/week for related services.

- 3. Describe any major events/issues in the community that have significantly impacted how this school has been able to educate students in the past three years.**

Budgetary issues continue to impact the school district. Class enrollment is near maximum allowed by the Rocky Point Teacher's contract with 27 students in a class for grades 3-5. Reduction in funding via aid from New York state and rising operating costs continue to stretch resources and limit the introduction of support programs for low performing students.

PART 2: CAUSAL ANALYSIS AND PLANNING FOR IMPROVEMENT

NOTE: Use SECTION B (this page and the following one) to summarize the previous pages and support the transition into the Action Plan (Part 3). Use the earlier sections of this document to complete these pages.

SECTION B: Identify Key Priorities for School Year 2011-12

Once Part 2 A has been completed, the school has an organized needs assessment. The next step is to consider the findings and implications of that needs assessment and identify the school's educational priorities. These priorities should be focused and realistic. They are the "big picture" needs that have been identified as key areas for improvement. Establishing priorities for improvement will assist in the identification of annual (short-term) goals and the development of specific, measurable objectives for improving student outcomes.

After key priorities have been identified, **identify the research-based strategies the school will implement to address each of the priorities.** Indicate how selected strategies reflect research on teaching and learning and high functioning of schools. Emphasize strategies/activities that enhance instructional practices and build capacity of administration, teachers and other instructional staff.

KEY PRIORITIES	STRATEGIES
<p>English Language Arts</p> <ul style="list-style-type: none"> ➤ Improvement in reading and writing skills for SWD ➤ Improvement of literacy achievement for SWD so that they reach expected grade level standards ➤ Data analysis to plan instruction to meet individual student needs with a focus on strategic and intensive learners ➤ Alignment of written, tested, and taught ELA curriculum with New York State Common Core English Language Arts Learning Standards and the NYSED ELA Grades 3-5 Assessments ➤ Incorporation of Common Core English Language Arts Learning Standards into all ELA lessons ➤ Delivery of targeted professional development to support literacy instruction that will enhance teacher and administrator practice ➤ Extended school day learning opportunities for students to support literacy achievement ➤ Increase vertical articulation between the feeder school (FJC) and the intermediate school (JAE) 	<p>English Language Arts</p> <ul style="list-style-type: none"> ➤ Provide scientifically research-based <i>READ 180</i> and <i>System 44</i> Literacy Program for self-contained SWD and ELLs in Grades 3-8 for 80 minutes per day ➤ Research other scientifically research-based writing programs for implementation for grades K-8 ➤ Provide Leveled Literacy Intervention (LLI), a scientifically research-based reading program to SWD and ELLs in grades K-2 ➤ Research other effective scientifically research based literacy programs for K-2 ➤ Revise Fountas & Pinnell End-of-Year Benchmark Levels for Second Grade at FJC from Text Level L (2.6) to Text Level M (2.9) to reflect baseline grade level expectations at JAE ➤ Use Atlas Curriculum Mapping Software to create K-12 ELA curriculum documents that are aligned with the New York State Common Core English Language Arts Learning Standards ➤ Incorporate ELA writing prompts and assessment into Grade 2 ➤ Transition from DIBELS to AIMSweb at the feeder school to track longitudinal student progress, as well as align assessment for grades K-6 ➤ Benchmark Assessments to track student progress in fluency and comprehension three times per year, as well as progress monitoring (AIMSweb, Fountas & Pinnell Benchmark Assessment Program) Close ➤ Conduct data analysis to inform instructional programs and meet individual student needs

	<ul style="list-style-type: none"> ➤ Provide professional development to teachers in New York State Common Core English Language Arts Learning Standards, READ 180, System 44, Leveled Literacy Intervention ➤ Expand ICARE Tutoring, Jump Start Summer Program, Late Bird After-School Tutoring Program ➤ SES Providers through Title I Grant ➤ Offer parent workshops on literacy ➤ Transitional planning meetings between the feeder school FJC Elementary School, JAE Intermediate School, and Middle School
Literacy Skills Across the Curriculum <ul style="list-style-type: none"> ➤ Increase the use of informational text to teach reading/writing skills and strategies throughout the content areas ➤ Implement Common Core ELA and Literacy Learning Standards across content areas ➤ Content area vocabulary will be taught in context and utilized verbally and in writing by students ➤ Implement formalized common benchmark writing assessments in the content areas K-8 	Literacy Skills Across the Curriculum <ul style="list-style-type: none"> ➤ Implement Zaner Bloser <i>Strategies for Writing</i>, a researched based writing program, across content areas in Grades 3-5 ➤ Integrate informational texts from Core Libraries and Laura Robb Libraries into Guided Reading and Guided Writing lessons Provide direct and explicit content area vocabulary instruction ➤ Create and implement common writing assessments in ELA, math, science and social studies
Mathematics <ul style="list-style-type: none"> ➤ Strengthen students' mathematics vocabulary ➤ Provide instruction and practice for students to explain and show math concepts in written and oral form ➤ Improve students' reading comprehension in mathematics 	Mathematics <ul style="list-style-type: none"> ➤ Integrate math journal writing into classroom instruction ➤ Identify and teach academic vocabulary ➤ Use mathematics based Read-Alouds to introduce math concepts ➤ Integrate graphic organizers into classroom instruction
Graduation Rate N/A	Graduation Rate N/A
Social Studies and Science <ul style="list-style-type: none"> ➤ Implement Common Core Learning Standards for ELA and Literacy across content areas ➤ Improve students' reading comprehension in social studies and science ➤ Implement formalized common benchmark writing assessments in social studies and science 	Social Studies and Science <ul style="list-style-type: none"> ➤ Implement Zaner Bloser <i>Strategies for Writing</i>, a researched based writing program, across content areas in Grades 3-5 ➤ Create and implement common writing assessments in ELA, math, science and social studies ➤ Integrate informational texts from Core Libraries and Laura Robb Libraries into Guided Reading and Guided Writing lessons ➤ Integrate graphic organizers into classroom instruction ➤ Integrate science journal writing into classroom instruction ➤ Integrate primary sources in social studies reading and writing activities
Other (Specify)	Other (Specify)

BASIC AND FOCUSED SCHOOLS IDENTIFIED FOR ELA AND ALL COMPREHENSIVE SCHOOLS SUBMIT THIS PAGE

PART 3: Action Plan

See Appendix 2 (In Guidance Document) for a completed sample to use as a guide for this section
English Language Arts (*First instruction in reading, writing, and literacy strategies*)

Directions: Based on the work completed in Part 2, develop an action plan using the template provided below. Indicate the **key actions** to be implemented for the 2011-12 school year to support improvement in the Priority Area. Copy this page for additional strategies, as needed. Expand the boxes to provide sufficient space for complete responses. *For schools in corrective action or restructuring, the action plan must be consistent with the district plan.*

Strategy :	The school community will learn, practice, and model effective decoding, reading comprehension, and writing strategies			
Objectives (<i>Please write objectives as responses to the italicized guiding questions.</i>)	<i>What school practices/programs will be improved through this strategy?</i>			
	OBJECTIVE: Teachers at FJC, JAE, and the Middle School will learn and teach effective decoding, reading comprehension, and writing strategies. Teachers will use direct and explicit teaching methodologies to deliver reading and writing instruction. Teachers will provide scientifically research based literacy programs to intensive and strategic learners.			
	<i>How will student learning be improved/enhanced through this strategy?</i>			
	OBJECTIVE: Students will be able to use effective decoding, reading comprehension, and writing strategies to enhance their reading and writing skills in English Language Arts and across content areas			
Activities	Resources	Timeline	Who is Responsible? Who is Involved?	Monitoring Implementation
What actions will occur? What steps will staff take? (Provide sufficient detail to ensure successful implementation of the activities).	What are existing resources that can be used? What new resources can be used?	When will this activity begin and end?	Who will take primary responsibility? Who else needs to be involved?	What evidence will be gathered on an ongoing basis to document successful implementation of this activity/plan?
Purchase Scholastic's scientifically research based READ180 and System 44 Reading Programs for self-contained special education and English Language Learner students in grades 3-8	<ul style="list-style-type: none"> ➤ Title IA School Improvement Report ➤ Title IA Grant ➤ Title IIA Grant ➤ 611 Grant ➤ NYSED RtII Grant ➤ Textbook Code ➤ General Fund 	10/11-8/12	Director of Instruction Assistant Superintendent Director of Special Education	<ul style="list-style-type: none"> ➤ Purchases completed ➤ READ 180 and System 44 classrooms equipped with: READ 180 and System 44 instructional materials, computers, headsets with microphones, CD players

District and building level administrators and Self-Contained Special Education, Speech, and English as a Second Language (ESL) teachers will participate in three full days of professional development in Scholastic's scientifically research based READ180 and System 44 Reading Programs	<ul style="list-style-type: none"> ➤ READ 180 and System 44 Reading Program Training Materials ➤ Scholastic Trainer 	February 2/27-29/12	<ul style="list-style-type: none"> Director of Instruction ➤ Director of Special Education ➤ Coordinator of Special Education ➤ Instructional Coordinator of ELA ➤ JAE Principal ➤ MS Principal ➤ MS Assistant Principal ➤ JAE & MS Self-Contained Teachers ➤ JAE & MS ESL Teachers ➤ JAE Reading Coach ➤ JAE & MS Speech Teachers 	<ul style="list-style-type: none"> ➤ Conference Request Forms ➤ Daily Attendance Sheets ➤ Conference Evaluation Forms
Provide Self-Contained Special Education and ESL teachers with one to two full days of planning time prior to implementation of READ 180 and System 44 Programs with students	<ul style="list-style-type: none"> ➤ Substitute Teachers for JAE and MS ➤ READ 180 and System 44 Reading Program Training Materials 	3/1-3/2/12	<ul style="list-style-type: none"> Director of Instruction ➤ JAE Principal ➤ MS Principal ➤ R180 & S44 Teachers 	<ul style="list-style-type: none"> ➤ Conference Request Forms ➤ Attendance Records ➤ Conference Evaluation Forms ➤ Teacher Plan Books
SWD teachers will be provided with PD periods and grade level meeting time to cooperatively plan lessons to successfully implement the new program	<ul style="list-style-type: none"> ➤ PD Periods ➤ READ 180 and System 44 Reading Program Materials ➤ Teacher Professional Growth Options (PGO) Plans 	3/12-6/13	Teacher teams	<ul style="list-style-type: none"> ➤ PD Calendar ➤ Teacher Plan Books ➤ Teacher PGO Reports and APPRs
Administrators will participate in READ 180 and System 44 Reading Program Administrator Training	➤ Read 180 and System 44 Reading Program Training Materials	3/21/12	<ul style="list-style-type: none"> Director of Instruction ➤ Director of Special Education ➤ Coordinator of Special Education ➤ Instructional Coordinator of ELA ➤ JAE Principal ➤ MS Principal ➤ MS Assistant Principal 	<ul style="list-style-type: none"> ➤ Conference Request Forms ➤ Daily Attendance Sheet ➤ Conference Evaluation Forms ➤ Formal and Informal Observation Reports
Director of Instruction will participate in READ 180 and System 44 Reading Program Leadership Training	➤ Scholastic READ 180 & System 44 Leadership Training Program Materials	11/12	Director of Instruction	<ul style="list-style-type: none"> ➤ Conference Request Forms ➤ Attendance Records ➤ Conference Evaluation Forms
Director of Instruction will provide READ 180 and System 44 Reading Program Leadership Training turnkey training and updates to administrators	➤ Scholastic READ 180 & System 44 Leadership Training Materials	12/12-1/12	<ul style="list-style-type: none"> Director of Instruction ➤ Director of Special Education ➤ Coordinator of Special Education ➤ Instructional Coordinator of ELA ➤ JAE Principal ➤ MS Principal ➤ MS Assistant Principal 	<ul style="list-style-type: none"> ➤ Conference Request Forms ➤ Attendance Records ➤ Conference Evaluation Forms ➤ Handouts
Teachers will assess Self-Contained and ELL students with SRI and SPI to determine placement into S44 or R180 Reading Programs	Scholastic Phonics Inventory (SPI) Scholastic Reading Inventory (SRI)	3/6-3/8/11	R180 & S44 Teachers	<ul style="list-style-type: none"> Scholastic Reading Inventory (SRI) ➤ Screening and Placement Data Scholastic Phonics Inventory (SPI) ➤ Screening and Placement Data

Teachers will provide 80 minutes of instruction to students in R180 and S44 Reading Programs daily	<ul style="list-style-type: none"> ➤ READ 180 and System 44 Reading Program Materials 	3/12-6/13	<ul style="list-style-type: none"> Teachers ➤ Principals ➤ Director of Instruction ➤ Director of Special Education ➤ Coordinator of Special Education ➤ JAE Principal & Assistant Principal ➤ MS Principal & Assistant Principal 	<ul style="list-style-type: none"> ➤ Teacher Plan Books ➤ Formal and Informal Observation Reports
Teachers and administrators will participate in data analysis of R180 and S44 student data to inform instruction, meet individual student needs, and evaluate program effectiveness	<ul style="list-style-type: none"> ➤ S44 and READ 180 Student Data: ➤ Scholastic Phonics Inventory (SPI) ➤ Scholastic Reading Inventory (SRI) 	3/12-6/12	<ul style="list-style-type: none"> Coordinator of Special Education ➤ Director of Instruction ➤ Principals ➤ Director of Special Education ➤ JAE Principal & Assistant Principal ➤ ES BOCES Staff Developer/Shared Data Analyst ➤ Teachers 	<ul style="list-style-type: none"> S44 and READ 180 Student Data: Scholastic Phonics Inventory (SPI) Scholastic Reading Inventory (SRI) ➤ Screening and Placement ➤ Progress Monitoring ➤ Summative Assessment
Assess SWD in Consultant Teacher Direct (CTD-Inclusion) classes to determine potential enrollment in S44 or R180	<ul style="list-style-type: none"> ➤ Scholastic Phonics Inventory (SPI) ➤ Scholastic Reading Inventory (SRI) 	4/12-5/12	<ul style="list-style-type: none"> Coordinator of Special Education ➤ Director of Instruction ➤ Principals ➤ Director of Special Education ➤ Teachers 	<ul style="list-style-type: none"> Scholastic Reading Inventory (SRI) ➤ Screening and Placement Data Scholastic Phonics Inventory (SPI) ➤ Screening and Placement Data
Investigate creative scheduling to provide CTD students with S44 or R180 if needed	<ul style="list-style-type: none"> ➤ Scheduling Meetings 	4/12-5/12	<ul style="list-style-type: none"> JAE & MS Principals ➤ Director of Instruction ➤ Director of Special Education ➤ Coordinator of Special Education ➤ JAE 7 MS Assistant Principals ➤ Rtl Reading Coach ➤ MS Facilitator of Guidance ➤ Executive Director of Educational Services 	<ul style="list-style-type: none"> ➤ Master Schedule ➤ Student Schedules
Research and select scientifically research based literacy programs for SWD and other at-risk students in grades K-2	<ul style="list-style-type: none"> ➤ Reading Recovery ➤ Leveled Literacy Instruction ➤ Foundations 	1/12-6/13	<ul style="list-style-type: none"> Director of Instruction ➤ Director of Special Education ➤ Coordinator of Special Education ➤ Instructional Coordinator of ELA ➤ JAE Principal ➤ MS Principal ➤ Teachers 	<ul style="list-style-type: none"> ➤ Meetings ➤ Vendor Presentations ➤ Evaluations
Provide PD in selected program	<ul style="list-style-type: none"> ➤ Program Trainer 	7/12-6/13	<ul style="list-style-type: none"> Director of Instruction ➤ Administrators ➤ Teachers 	<ul style="list-style-type: none"> ➤ PD Calendar ➤ Training materials ➤ Attendance sheets
Increase rigor in reading instruction so that students entering grade 3 will be at Fountas & Pinnell End-of-Year Benchmark Text Level M (2.9/Lexile Level 575) rather than Text Level L (2.6/Lexile Level 500)	<ul style="list-style-type: none"> ➤ Fountas & Pinnell Benchmark Assessments ➤ Common Core ELA Learning Standards ➤ Core Libraries 	4/12-6/13	<ul style="list-style-type: none"> FJC Principal JAE Principal ➤ LC Coordinators ➤ Teachers 	<ul style="list-style-type: none"> ➤ Fountas & Pinnell End-of-Year Benchmark Levels for Second Grade ➤ Benchmark Assessment data for AIMSweb, Fountas & Pinnell, SLOSSAN, and Schlegel to track student progress in fluency and comprehension three times per year

Implementation of uninterrupted 2-hour literacy block in K-2	<ul style="list-style-type: none"> ➤ JAE 2-Hour Literacy Block 	9/12-6/13	<ul style="list-style-type: none"> ➤ FJC Principal ➤ Assistant Principal ➤ Literacy Collaborative Coordinator ➤ Teachers 	<ul style="list-style-type: none"> ➤ Teacher schedules ➤ Student schedules
Transition from DIBELS to AIMSweb at the feeder school to track longitudinal student progress, as well as align assessment for grades K-6	<ul style="list-style-type: none"> ➤ DIBELS data ➤ AIMSweb ➤ RTImDirect 	9/11-6/12	<ul style="list-style-type: none"> Director of Instruction ➤ Principals & Assistant Principal ➤ Director of Special Education ➤ Coordinator of Special Education ➤ Instructional Coordinators ➤ LC Coordinator ➤ Teachers 	<ul style="list-style-type: none"> ➤ AIMSweb progress monitoring student data
Review, analyze, and interpret SWD performance from multiple recent data sources to inform instructional programs and meet individual student needs	<ul style="list-style-type: none"> ➤ Updated Rocky Point UFSD Summary Report of 2011 SWD Student Assessment Data from SQR ➤ Updated Rocky Point UFSD Summary of Findings and Recommendations Based on the 2011 SESIS Structured Instructional Review from SQR ➤ NYS School Report Cards ➤ NYS Accountability Reports ➤ NYSESLAT ➤ NYS ELA Assessments ➤ AIMSweb ➤ ThinkLink ➤ SLOSSAN ➤ Schlegel ➤ Collegial Conversations 	9/11--8/13	<ul style="list-style-type: none"> Director of Instruction Director of Special Education Coordinator of Special Education ➤ Instructional Coordinators ➤ Principals & Assistant Principals ➤ Teachers 	<ul style="list-style-type: none"> ➤ Meeting agendas and minutes ➤ Data reports
Review and implement recommendations from updated <i>Rocky Point UFSD Summary Report of 2011 SWD Student Assessment Data from SQR</i>	<ul style="list-style-type: none"> ➤ Updated Rocky Point UFSD Summary Report of 2011 SWD Student Assessment Data from SQR ➤ Professional Development (PD) Periods ➤ Grade Level and Department Meetings 	4/12-6/13	<ul style="list-style-type: none"> Director of Instruction Director of Special Education Coordinator of Special Education ➤ Instructional Coordinators ➤ Principals & Assistant Principals ➤ Teachers 	<ul style="list-style-type: none"> ➤ Meeting agendas and minutes ➤ Data reports
Provide professional development to teachers and administrators on effective research based instructional strategies that impact student performance	<ul style="list-style-type: none"> ➤ CEP Guidance Document Appendix 1: Factors that Impact Student Performance ➤ School Quality Review (SQR) ➤ SESIS Walk-Through Summary of Classroom Visitations Document ➤ RP Summary Report 	4/12-8/13	<ul style="list-style-type: none"> Director of Instruction Director of Special Education Coordinator of Special Education ➤ Instructional Coordinators ➤ Principals & Assistant Principals Teachers 	<ul style="list-style-type: none"> ➤ PD Calendar ➤ In-Service Courses ➤ Meeting Agendas ➤ PD Materials and Handouts ➤ Attendance Sheets

Conduct additional walk-throughs using the RSE-TASC SESIS <i>Walk-Through Tool</i> to collect additional data regarding effective instructional practices for Students with Disabilities	<ul style="list-style-type: none"> ➤ RSE-TASC SESIS <i>Walk-Through Tool</i> 	9/12-10/12	Director of Instruction Director of Special Education Coordinator of Special Education <ul style="list-style-type: none"> ➤ Instructional Coordinators ➤ Principals & Assistant Principals ➤ Teachers 	<ul style="list-style-type: none"> ➤ Completed Walk-Through Forms ➤ New Summary Report of Walk-Throughs for Rocky Point
Share Rocky Point's and Suffolk County's <i>SEGIS Walk-Through Summary of Classroom Visitations</i> with teachers and administrators	<ul style="list-style-type: none"> ➤ JAE <i>SEGIS Walk-Through Summary of Classroom Visitations</i> by Linda Chafkin ➤ Suffolk County <i>SEGIS Walk-Through Summary of Classroom Visitations</i> by Valerie Valenti ➤ Completed Walk-Through Forms ➤ New Summary Report of Walk-Throughs for Rocky Point 	10/12-11/12	Director of Instruction Director of Special Education Coordinator of Special Education <ul style="list-style-type: none"> ➤ Instructional Coordinators ➤ Principals & Assistant Principals ➤ Teachers 	<ul style="list-style-type: none"> ➤ Meeting Agenda ➤ Meeting Minutes ➤ Attendance Sheets
Update SQR Team's and CEP Team's <i>Summary Report of Findings and Recommendations Based on the 2011 SEGIS Instructional Review of Classroom Visitations of SWD in JAE</i> with the additional data gleaned during the additional walk-throughs	<ul style="list-style-type: none"> ➤ SQR Team's and CEP Team's <i>Summary Report of Findings and Recommendations Based on the 2011 SEGIS Instructional Review of Classroom Visitations of SWD in JAE</i> ➤ Completed Walk-Through Forms ➤ New Summary Report of Walk-Throughs for Rocky Point 	10/12-11/12	Director of Instruction Director of Special Education Coordinator of Special Education <ul style="list-style-type: none"> ➤ Instructional Coordinators ➤ Principals & Assistant Principals 	<ul style="list-style-type: none"> ➤ Updated SQR Team's and CEP Team's <i>Summary Report of Findings and Recommendations Based on 2012 Instructional Review of Classroom Visitations of SWD in Rocky Point Schools</i>
Send teachers and administrators to ES BOCES RSE-TASC workshops focused on effective, research based strategies	<ul style="list-style-type: none"> ➤ ES BOCES Workshops 	4/12-8/13	Director of Instruction Director of Special Education Coordinator of Special Education <ul style="list-style-type: none"> ➤ Instructional Coordinators ➤ Principals & Assistant Principals ➤ Teachers 	<ul style="list-style-type: none"> ➤ Conference Request Forms ➤ Conference Evaluation Forms ➤ Turnkey Training in PD Calendar
Read, analyze, and implement appropriate recommendations from the Updated <i>Rocky Point UFSD Summary Report of Findings and Recommendations Based on the 2011 and 2012 Instructional Review of Classroom Visitations of SWD in Rocky Point Schools</i>	<ul style="list-style-type: none"> ➤ CEP Team's Update of the SQR Team's <i>Rocky Point UFSD Summary of Findings and Recommendations Based on the 2011 SEGIS Structured Instructional Review</i> 	10/12-11/12	Director of Instruction <ul style="list-style-type: none"> ➤ Director of Special Education ➤ Coordinator of Special Education ➤ Principals ➤ Assistant Principals ➤ Instructional Coordinators ➤ Teachers 	<ul style="list-style-type: none"> ➤ PD Calendar ➤ PD/Grade Level/Department/Faculty Meeting Agendas, Handouts, and Minutes
Provide professional development to all staff using the RSE-TASC SESIS <i>Walk-Through Tool</i> , which identifies best practices for all SWD, regardless of setting	<ul style="list-style-type: none"> ➤ RSE-TASC SESIS <i>Walk-Through Tool</i> 	11/12-1/13	Director of Instruction <ul style="list-style-type: none"> ➤ Director of Special Education ➤ Coordinator of Special Education ➤ Principals ➤ Assistant Principals ➤ Instructional Coordinators ➤ Teachers 	<ul style="list-style-type: none"> ➤ PD Calendar ➤ PD/Grade Level/Department/Faculty Meeting Agendas, Handouts, and Minutes

Provide professional development and the opportunity for teachers to collaborate and self-reflect on their own instructional practice using the Regional Special Education Technical Assistance Support Center's (RSE-TASC) <i>Quality Indicator Review and Resource Guides for Literacy</i>	<ul style="list-style-type: none"> ➤ Regional Special Education Technical Assistance Support Center's (RSE-TASC) <i>Quality Indicator Review and Resource Guide for Literacy</i> 	1/12-3/13	Director of Instruction <ul style="list-style-type: none"> ➤ Director of Special Education ➤ Coordinator of Special Education ➤ Principals ➤ Assistant Principals ➤ Instructional Coordinators ➤ Teachers 	<ul style="list-style-type: none"> ➤ PD Calendar ➤ Teacher Reflection ➤ Meeting Agendas ➤ Meeting Minutes and Notes
Provide teachers and administrators with professional development and training in ES BOCES BARS	<ul style="list-style-type: none"> ➤ ES BOCES Staff Developer/Shared Data Analyst ➤ ES BOCES BARS on the Web Software ➤ Professional Development (PD) Periods ➤ Grade Level and Department Meetings 	9/11-10/12	ES BOCES Staff Developer/Shared Data Analyst <ul style="list-style-type: none"> ➤ Director of Instruction ➤ All Administrators ➤ All Teachers 	<ul style="list-style-type: none"> ➤ PD Calendar ➤ Training Materials ➤ Attendance Sheets
Present <i>Students with Disabilities Data Analysis of NYS ELA Grades 3-8 Assessments</i> to teachers and administrators	<ul style="list-style-type: none"> ➤ ES BOCES Staff Developer/Shared Data Analyst ➤ <i>Students with Disabilities Data Analysis of NYS ELA Grades 3-8 Assessments</i> Presentation Handouts ➤ <i>Trend Analysis Handout</i> ➤ <i>Lesson Plan/Modifications Template</i> ➤ Professional Development (PD) Periods ➤ Grade Level and Department Meetings 	9/11-10/12	ES BOCES Staff Developer/Shared Data Analyst <ul style="list-style-type: none"> ➤ Director of Instruction ➤ All Administrators ➤ All Teachers 	<ul style="list-style-type: none"> ➤ PD Calendar ➤ Training Materials ➤ Attendance Sheets ➤ Completed <i>Trend Analysis</i> ➤ Completed <i>Lesson Plan/Modifications Template</i>
Research NWEA and ThinkLink and select one for implementation to align standardized ELA assessments with feeder school with NYSED Grades 3-8 Assessments	<ul style="list-style-type: none"> ➤ NWEA Assessment ➤ ThinkLink Assessments ➤ Vendor Presentation & Materials 	2/12-8/12	Director of Instruction <ul style="list-style-type: none"> ➤ Director of Special Education ➤ Coordinator of Special Education ➤ Principals ➤ Assistant Principals ➤ Instructional Coordinators ➤ Teachers 	<ul style="list-style-type: none"> ➤ Committee Meeting Attendance Sheets ➤ Agendas and Minutes
Provide extended day programs to service students enrolled in R180 and S44 in grades 3-8	<ul style="list-style-type: none"> ➤ Jump Start Tutoring Program ➤ Late Bird Tutoring Program ➤ Summer School Program 	4/12-6/13	Director of Instruction <ul style="list-style-type: none"> ➤ Director of Special Education ➤ Coordinator of Special Education ➤ Principals ➤ Assistant Principals ➤ Instructional Coordinators ➤ Executive Director of Educational Services ➤ Assistant Superintendent ➤ Teachers 	<ul style="list-style-type: none"> ➤ ICARE Tutoring Forms ➤ Teacher Schedules ➤ Student schedules ➤ Program Description
Provide free SES Tutoring to eligible Free and Reduced Lunch students	<ul style="list-style-type: none"> ➤ Title IA Grant ➤ Title IA School Improvement Plan ➤ SES Providers 	3/12-8/12	Principal <ul style="list-style-type: none"> ➤ Assistant Principal ➤ Director of Instruction ➤ Assistant Superintendent 	<ul style="list-style-type: none"> ➤ SES Program Brochure ➤ SES Contracts ➤ SES Reports

<p>Use ATLAS Curriculum Mapping software to create curriculum documents that align curriculum, instruction, and assessments with the Common Core English Language Arts Learning Standards and NYSED Grades 3-8 ELA Assessments</p>	<ul style="list-style-type: none"> ➤ Title IA School Improvement Grant ➤ Title IIA Grant ➤ Next S.T.E.P. Five –Year Strategic Plan for Rocky Point UFSD ➤ Kindergarten Common Core Learning Standards Curriculum Document ➤ Common Core ELA Learning Standards ➤ www.commoncore.org ➤ ELA Scope and Sequence ➤ ATLAS Curriculum Mapping Software ➤ <i>The Understanding by Design Guide to Creating High-Quality Units</i> ➤ NYSED Curriculum Models ➤ PD Periods ➤ Release Days 	<p>4/12-9/12</p>	<p>Director of Instruction</p> <ul style="list-style-type: none"> ➤ Principals ➤ Assistant Principals ➤ Instructional Coordinator of ELA ➤ Director of Special Education ➤ Coordinator of Special Education ➤ Executive Director of Educational Services ➤ Assistant Superintendent ➤ Teachers 	<ul style="list-style-type: none"> ➤ Training Workshop Schedule ➤ Attendance Reports ➤ In-District Conference Request Forms
<p>Incorporate ELA writing prompts and assessment into Grade 2</p>	<ul style="list-style-type: none"> ➤ Common Core ELA Curriculum Projects ➤ JAE Writing Prompts and Rubrics ➤ Zaner Bloser Writing Program ➤ Traits Writing Program and Rubrics 	<p>9/12-6/13</p>	<p>Principal</p> <ul style="list-style-type: none"> ➤ Assistant Principal ➤ Instructional Coordinator of ELA ➤ Coordinator of Special Education ➤ LC Coordinator ➤ Teachers 	<ul style="list-style-type: none"> ➤ Writing Prompts ➤ Student Work ➤ Writing Rubrics
<p>Offer parent workshops on literacy</p>	<ul style="list-style-type: none"> ➤ Rocky Point Teacher and Administrator Presenters ➤ Open House ➤ Parent Teacher Association ➤ Connect Ed ➤ Parent University 	<p>6/12-8/13</p>	<p>Director of Instruction</p> <ul style="list-style-type: none"> ➤ Director of Special Education ➤ Coordinator of Special Education ➤ Principals ➤ LC Coordinators ➤ Teachers 	<ul style="list-style-type: none"> ➤ Parent Workshop Schedule ➤ Workshop Materials ➤ Attendance Sheets

PART 3: Action Plan (continued)

Literacy Skills Across the Content Areas *(Reading, writing, and literacy strategies across the curriculum)*

Directions: Based on the work completed in Part 2, develop an action plan using the template provided below. Indicate the **key actions** to be implemented for the 2011-12 school year to support improvement in the Priority Area. Copy this page for additional strategies, as needed. Expand the boxes to provide sufficient space for complete responses. *For schools in corrective action or restructuring, the action plan must be consistent with the district plan.*

Strategy :	The school community will learn, practice, and model effective literacy strategies across the content areas			
Objectives <i>(Please write objectives as responses to the italicized guiding questions.)</i>	<i>What school practices/programs will be improved through this strategy?</i>			
	OBJECTIVE: Teachers will integrate best practices in reading and writing strategies across content areas.			
	<i>How will student learning be improved/enhanced through this strategy?</i>			
OBJECTIVE: Students will be able to apply effective reading comprehension and writing strategies to become proficient readers and writers				
Activities	Resources	Timeline	Who is Responsible? Who is Involved?	Monitoring Implementation
What actions will occur? What steps will staff take? <i>(Provide sufficient detail to ensure successful implementation of the activities).</i>	What are existing resources that can be used? What new resources can be used?	When will this activity begin and end?	Who will take primary responsibility? Who else needs to be involved?	What evidence will be gathered on an ongoing basis to document successful implementation of this activity/plan?
Share Rocky Point's and Suffolk County's <i>SEGIS Walk-Through Summary of Classroom Visitations</i> with teachers and administrators	<ul style="list-style-type: none"> ➤ <i>JAE SEGIS Walk-Through Summary of Classroom Visitations</i> by Linda Chafkin ➤ <i>Suffolk County SEGIS Walk-Through Summary of Classroom Visitations</i> by Valerie Valenti ➤ Completed Walk-Through Forms ➤ New Summary Report of Walk-Throughs for Rocky Point 	10/12-11/12	Director of Instruction Director of Special Education Coordinator of Special Education ➤ Instructional Coordinators ➤ Principals & Assistant Principals ➤ Teachers	<ul style="list-style-type: none"> ➤ Meeting Agenda ➤ Meeting Minutes ➤ Attendance Sheets

Share updated SQR Team's and CEP Team's <i>Summary Report of Findings and Recommendations Based on the 2011 SESIS Instructional Review of Classroom Visitations of SWD in JAE</i> with the additional data gleaned during the additional walk-throughs	<ul style="list-style-type: none"> ➤ SQR Team's and CEP Team's Summary Report of Findings and Recommendations Based on the 2011 SESIS Instructional Review of Classroom Visitations of SWD in JAE ➤ Completed Walk-Through Forms ➤ New Summary Report of Walk-Throughs for Rocky Point 	10/12-11/12	Director of Instruction Director of Special Education Coordinator of Special Education <ul style="list-style-type: none"> ➤ Instructional Coordinators ➤ Principals & Assistant Principals 	<ul style="list-style-type: none"> ➤ Updated SQR Team's and CEP Team's <i>Summary Report of Findings and Recommendations Based on 2012 Instructional Review of Classroom Visitations of SWD in Rocky Point Schools</i>
Provide professional development to teachers and administrators on effective research based instructional strategies that impact student performance	<ul style="list-style-type: none"> ➤ CEP Guidance Document Appendix 1: Factors that Impact Student Performance ➤ School Quality Review (SQR) ➤ SESIS Walk-Through Summary of Classroom Visitations Document ➤ RP Summary Report 	4/12-8/13	Director of Instruction Director of Special Education Coordinator of Special Education <ul style="list-style-type: none"> ➤ Instructional Coordinators ➤ Principals & Assistant Principals ➤ Teachers 	<ul style="list-style-type: none"> ➤ PD Calendar ➤ In-Service Courses ➤ Meeting Agendas ➤ PD Materials and Handouts ➤ Attendance Sheets
Provide targeted professional development to teachers on effective reading comprehension instructional strategies	<ul style="list-style-type: none"> ➤ Improving Reading Comprehension in Kindergarten through 3rd Grade (USDE IES) ➤ Comprehension Intervention Toolkit (Stephanie Harvey, Ann Goudis & Judy Walls 2010) 	9/12-9/13	Principals LC Coordinators/Rtl Reading Coach <ul style="list-style-type: none"> ➤ Instructional Coordinators ➤ Principals & Assistant Principals ➤ Teachers 	<ul style="list-style-type: none"> ➤ PD Calendar ➤ In-Service Courses ➤ PD Materials and Handouts ➤ Attendance Sheets
Provide direct and explicit content area vocabulary instruction in English, math, science, and social studies	<ul style="list-style-type: none"> ➤ Common Core ELA Learning Standards ➤ NYSED Math, Social Studies, and Science Learning Standards 	9/12-9/13	<ul style="list-style-type: none"> ➤ Instructional Coordinators ➤ Principals & Assistant Principals ➤ Teachers 	<ul style="list-style-type: none"> ➤ PD Calendar ➤ PD Materials and Handouts ➤ Attendance Sheets
Create opportunities and assignments for students to utilize content area vocabulary verbally and in writing	<ul style="list-style-type: none"> ➤ Common Core ELA Learning Standards ➤ NYSED Math, Social Studies, and Science Learning Standards 	9/12-9/13	<ul style="list-style-type: none"> ➤ Instructional Coordinators ➤ Principals & Assistant Principals ➤ Teachers 	<ul style="list-style-type: none"> ➤ PD Calendar ➤ PD Materials and Handouts ➤ Attendance Sheets
Create, implement, and assess common writing prompts in math, science and social studies in K-8	<ul style="list-style-type: none"> ➤ Parallel Tasks ➤ Teacher created materials 	9/11-6/13	Instructional Coordinators LC Coordinators <ul style="list-style-type: none"> ➤ Principals & Assistant Principals ➤ Teachers 	<ul style="list-style-type: none"> ➤ Lesson Plans ➤ Student Responses to Common Writing Prompts in Math, Science & Social Studies ➤ Primary source constructed responses ➤ Rubrics ➤ Student Achievement Data
Provide instruction and practice for students to explain and show math concepts in written and oral form	<ul style="list-style-type: none"> ➤ NYSED Grades 3-8 Math Assessments ➤ Parallel tasks 	9/12-6/13	<ul style="list-style-type: none"> ➤ Math Coordinator ➤ Teachers 	<ul style="list-style-type: none"> ➤ Math Journals ➤ Graphic Organizers ➤ Mathematics Based Read-Alouds introducing math concepts ➤ Lesson Plans

<p>Integrate informational texts from Core Libraries and Laura Robb Libraries into Guided Reading and Guided Writing lessons</p>	<ul style="list-style-type: none"> ➤ Core Libraries ➤ Laura Robb Libraries ➤ CCLS and Content Standards Charts in Science and Social Studies 	<p>9/11-6/13</p>	<ul style="list-style-type: none"> ➤ Director of Instruction ➤ Principals ➤ Instructional Coordinators ➤ LC Coordinators ➤ Teachers 	<ul style="list-style-type: none"> ➤ Lesson plans
---	---	-------------------------	--	--

PART 6: USDE/NYSED REQUIRED FORMS

FORM 1: ACADEMIC INTERVENTION SERVICES (AIS) SUMMARY FORM

Directions: On the chart below indicate the total number of students receiving Academic Intervention Services (AIS) in each area listed for each applicable grade. (Descriptions of specific AIS programs are included in the subject/area sections of this CEP.) AIS grade and subject requirements are as follows: K-3: reading and math; 4-12: reading, math, science, and social studies. Academic Intervention Services include **2 possible components:** additional instruction that supplements the general curriculum (regular classroom instruction); and/or student support services needed to address barriers to improved academic performance such as poor attendance and inappropriate classroom behavior.

Grade	ELA	Mathematics	Science	Social Studies	At-risk Services:
	# of Students Receiving AIS	# of Students Receiving AIS	# of Students Receiving AIS	# of Students Receiving AIS	# of Students Receiving AIS
K			N/A	N/A	
1			N/A	N/A	
2			N/A	N/A	
3	81	83	N/A	N/A	
4	89	64			
5	110	89	13		
6					
7					
8					
9					
10					
11					
12					

Part B: AIS PROGRAM DESCRIPTIONS

Name of Academic Intervention Services (AIS)	Description: Provide a brief description of each of the Academic Intervention Services (AIS) indicated in column one including the type of program or strategy (e.g., Wilson, Great Leaps, etc.), record-keeping and assessments used to identify students for beginning and ending services and to measure progress, method for delivery of service (e.g., small group, one-to-one, peer tutoring, etc.), size of instructional groups and when the service is provided (i.e., during the school day, before or after school, Saturday, etc.). Note: Since AIS is a mandated service, schools MUST ensure that students who cannot receive services outside of the school day receive adequate services during the academic day.
ELA:	<p><i>During the school day:</i> <i>Students are placed for daily two hour literacy block instruction with certified reading teachers using the Literacy Collaborative Framework class size 20, September through June</i> <i>Grade three ELL students receive a daily two-hour literacy block with a dual certified reading/ELL teacher using System 44, Grades 4/5 ELLs small group pull out services daily 40 minutes per day using Literacy Collaborative Framework and Wilson</i> <i>Small group instruction (5) using reading in the content areas are provided as pull out sessions 2-3x per week 40 minute sessions</i> <i>Identified students receive Wilson services in small group (5) 3x per week provided by CTD teachers 40 minute sessions</i> <i>All students are Progress Monitored weekly or bi-weekly using AIMSweb</i> <i>AIS students receive trimester academic reports</i> <i>After school instruction in small group (12) is provided 2x week for one hour each day for 10 week session</i></p>
Mathematics:	<p><i>Students receive AIS services provided by the classroom teacher in small group within the classroom setting</i> <i>Identified students receive AIS services provided by the CTD classroom teacher in small group within the classroom setting</i></p>
Science:	<p><i>Classroom teachers provide AIS services within the classroom using small group instruction (5 or less)</i></p>
Social Studies:	<p><i>Classroom teachers provide AIS services within the classroom using small group instruction (5 or less)</i></p>
At-risk Services Provided for Behavior-Related Issues (Guidance, Psychologist, Social Worker)	<p><i>Identified students IEP or Building Based receive thirty-minute counseling and or Social Skills sessions 2-3x per week with the school Social Worker or school Psychologist or school Behavior Intervention Specialist</i></p>
At-risk Services for Attendance-and/or Drop Out-related Issues	<p><i>Parents receive absence notification letters at 10, 20, and 25 days of absence, Social Worker calls/meets with parents of students who exhibit patterns of excessive absences, students are paired with a staff mentor who meets weekly with student for 40 minutes</i></p>

FORM 2: NCLB REQUIREMENTS FOR TITLE I SCHOOL-WIDE PROGRAM SCHOOLS AND TARGETED ASSISTANCE SCHOOLS

All Targeted Assistance schools must complete this section of the form.

Directions: Describe how the school will implement the following components of a Title I Targeted Assistance Program as required under NCLB. **Note:** If a required component is already addressed elsewhere in this plan, refer to the page numbers where the response can be found.

1. How will the school use program resources to help participating students meet the State standards?

Title IA Program resources have been allocated to assist students and teachers to raise literacy achievement in grades K-8.

- ✓ Salaries for professional staff include:
 - Title I AIS Reading Teacher
 - Additional teaching period for an ESL teacher to provide READ 180 and System 44 instruction to strategic and intensive ESL students, half of whom are also Students with Disabilities
- ✓ Purchased services include:
 - Supplemental Education Services (SES) tutoring for eligible free and reduced lunch students in grades 3-5 as JAE was designated Year I Basic for not making Adequate Yearly Progress (AYP) in ELA for Students with Disabilities
 - Five individual, non-evaluative coaching sessions for nine teachers implementing READ 180 and System 44
- ✓ Supplies and materials include:
 - Student books and materials for System 44 and READ 180, scientifically research based literacy programs for students in grades 3-8
 - College Board ReadStep Standardized Assessment for Grade 8
- ✓ Travel expenses include:
 - On-going professional development workshops and conferences for teachers and administrators to receive NYSED updates in literacy, ELA Common Core Learning Standards, integration of technology into the curriculum and classroom instruction, effective instructional strategies, and assessment
- ✓ Purchased services with Eastern Suffolk BOCES
 - One year of on-going, intensive professional development and training for a reading teacher in Reading Recovery, a scientifically research based literacy program for first grade intensive and strategic learners. Training includes individual, non-evaluative coaching to support teacher development and ensure fidelity of implementation
 - On-going professional development workshops and conferences for teachers and administrators to receive NYSED updates in literacy, ELA Common Core Learning Standards, integration of technology into the curriculum and classroom instruction, effective instructional strategies, assessment, and effective grading practices
- ✓ In addition, Homeless set-aside money provides the following services for homeless high school students in our only non-Title A building:
 - Supplies
 - Counseling
 - Tutoring

2. How will the school ensure that planning for students served under this program is incorporated into existing school planning?

Planning for improving the academic achievement of the students served in Title I funded programs support Next S.T.E.P.—Next Strategies and Tactics for Educational Progress—the District’s Five-Year Strategic Plan. The District’s guiding goals of academic excellence, organizational development, and fiscal sustainability were developed through a collaboration of stakeholders representing all members of our learning community. The single focus of working together to improve outcomes for students drives our educational mission.

Improving the literacy achievement of Students with Disabilities, English as a Second Language, and at-risk students is the focus of our Title I Programs, which are supported through Academic Intervention Services, and Response to Intervention.. Individual students are brought to IST, supported through Tier I, Tier II, and Tier III Intervention Programs.

3. How will the school use effective methods and instructional strategies that are based on scientifically based research that strengthen the core academic program of the school and that:

- a. Give primary consideration to providing extended learning time, such as, extended school year, before/after school, and summer programs and opportunities;**
- b. Help provide an accelerated, high quality curriculum, including applied learning; and**
- c. Minimize removing children from the regular classroom during regular school hours;**

Our strategic and intensive students need additional instructional time to catch up. They need to make more than a year’s progress in half the time. The two-hour literacy block will help students with time on task in a structured and supportive literacy environment. We continue to meet with challenges of multiple pull-outs for students who need a myriad of special education supports and services. We are working hard to overcome these challenges. We have expanded our extended day programs to provide our students with additional instructional time and support before, during, and after school through individual and small group ICARE Tutoring. We also provide students with after school tutoring through our Late Bird Tutoring Program, as well as Summer Jump Start Tutoring Program.

Teachers and administrators will participate in Common Core Learning Standards training in all four content areas with a focus on literacy—to improve both reading and writing skills of all students. Teachers and administrators will engage in writing new curriculum aligned with the new Common Core Learning Standards and work together to create common assessments. With the assistance of our part-time staff developer/shared data expert, they will continue to enhance their understanding of data analysis to inform instruction. General education and special education teachers will work collaboratively to develop and implement lesson and unit plans that meet the individual needs of their students. They will be given time during built-in professional development periods, as well as grade level meetings to meet to collaborate. Teachers will also continue to use web-based, skills specific ThinkLink probes to provide targeted individual instruction to students based on specific reading skill deficiencies.

In addition to high quality curriculum, we are focusing on explicit and direct instruction so that our strategic and intensive learners have a chance to decode and comprehend text across content areas. Teachers and administrators at JAE and throughout the District will participate in professional conversations and professional development that focuses on the effective and scientifically research based methods and instructional strategies cited in APPENDIX 1 of the *CEP Guidance Document*. Teachers and administrators will review the *Factors that Impact Student Performance*. They will also review the data collected during JAE’s School Quality Review (SQR), including the SESIS Walk-Through

data collected by SESIS Linda Chafkin. Teachers and administrators will review the *Summary of Classroom Visitations* document provided to the SQR Team, Valerie Valenti's *Summary of Suffolk County SESIS Walk-Throughs*, and JAE's *SQR Team's Summary of Findings and Recommendations Based on the 2011 SESIS Instructional Review of Classroom Visitations of Students with Disabilities in JAE*, as well as data that will be collected during the next few months during additional walk-throughs of Consultant Teacher Direct (CTD)—inclusion, self-contained, and learning lab (resource room), AIS, and ESL classrooms, which will be conducted by district and building administrators using the RSE-TASC Walk-Through Observational Tool. Teachers will also participate in professional development and have the opportunity to collaborate and self-reflect on their own instructional practice using the Regional Special Education Technical Assistance Support Center's (RSE-TASC) *Quality Indicator Review and Resource Guides for Literacy*. Teachers will be encouraged to incorporate these effective methods and instructional strategies that the NYSED and RSE-TASC cited to be effective with special education students in all placements.

4. Coordinate with and support the regular educational program;

See pages 11-13

To address student deficits on the NYSED Grades 3-8 ELA Assessments, as well as meet the demands of the new Common Core Learning Standards, instruction in third through fifth grade will focus on using specific evidence and textual support, building vocabulary knowledge and usage, identifying main idea and details, and strengthening command of standard English grammar.

Results on ThinkLink, a standardized assessment given to students three times per year, demonstrated similar deficiencies as the NYSED ELA Assessment. Further, ThinkLink, AIMSweb, and classroom assessment data indicate that Students with Disabilities have severe deficits with vocabulary and complex language acquisition, as well as with understanding and using complex and compound sentences in their written and oral language. In addition, based on AIMSweb, SLOSSON, and Schlegel results, classroom instruction will now focus on enhancing students' decoding and fluency skills. Teachers will continue to implement web-based, skills specific ThinkLink probes to provide targeted individual instruction to students based on specific reading skill deficiencies. AIMSweb progress monitoring probes will provide us with individual formative assessment data to guide student instruction.

While the majority of teachers will continue to use the Literacy Collaborative Framework to provide literacy instruction, some teachers will also use two additional reading programs this year. Students who received a level score of 1 or 2 on the ELA and cannot decode will participate in System 44, while students who can decode will participate in READ 180 (paid for by funds from IDEA Part B Section 611 Sub Grant). Other students will participate in Wilson Foundations or the Wilson Language Program. Students will be assessed to determine which program will best suit their individual needs. Providing these scientifically research based reading intervention programs to students will enable us to differentiate instruction based upon student needs.

We have also expanded our English Language Arts Program this year. We now have a scheduled 2-hour Literacy Block (uninterrupted except for occasional mandated support services such as Speech, Physical Therapy, Occupational Therapy, English as a Second Language, social skills training, and education and autism counseling itinerant services) for students in grades three through five. During this two-hour literacy block, Students with Disabilities in self-contained classes are now grouped for instruction based on reading level regardless of age or grade level. We are also integrating Core Knowledge Libraries, which include social studies, science, and math content area reading texts during English Language Arts instruction across all classrooms in grades 3-5. Additionally, all teachers will also integrate Laura Robb libraries, which include fictional and information leveled texts into guided reading instruction.

5. Provide instruction by highly qualified teachers;

As per BEDS Report, all teachers are highly qualified and appropriately certified to provide instruction in ELA, AIS, READ 180, and System 44 Literacy instruction.

6. Provide professional development opportunities for teachers, principals and paraprofessionals including, if appropriate, pupil services personnel, parents, and other staff;

See pages 12 and 13.

The Director of Instruction meets and communicates regularly with building principals, Instructional Coordinators, Coordinator of Special Education, Director of Special Education, and Chairs to develop and schedule high quality professional development activities for staff, which are delivered twice a week during professional development periods that are built into the teachers' work day. Professional development activities support Next S.T.E.P.—the Superintendent's five-year strategic plan. Three-person building teams representing each building participate in one to two days of RTTT Inquiry Team training for ELA, math, and data. Five administrators are participating in nine days of teacher evaluation training. ES BOCES Network Teams are providing all of the RTTT training. The Executive Director of Educational Services and Assistant Superintendent are attending principal evaluation training. All teacher and administrator attendees will serve as turnkey trainers for their colleagues. The implementation of scientifically research based programs to improve the literacy skills of strategic and intensive learners is supported through on-going, intensive professional development. During the first year of implementation, READ 180 and System 44 teachers will participate in 3 full days of training, 2 full days of collaborative planning, and five individual non-evaluative coaching sessions by a Scholastic trainer.

Teachers and administrators will continue to participate in Common Core Learning Standards training in all four content areas. They will engage in writing new curriculum aligned with the new Common Core Learning Standards and work together to create common assessments. With the assistance of our part-time staff developer/shared data expert, they will continue to enhance their understanding of data analysis to inform instruction. General education and special education teachers will work collaboratively to develop and implement lesson and unit plans that meet the individual needs of their students. They will be given time during built-in professional development periods, as well as grade level meetings to meet to collaborate and reflect on their own professional practices. Teachers will also continue to use web-based, skills specific ThinkLink probes to provide targeted individual instruction to students based on specific reading skill deficiencies.

7. Provide strategies to increase parental involvement; and

Parental involvement is a high priority in our district and takes many forms. This includes but is not limited to participation in the development of district plans and representation on district committees as well as annual review of the Parental Involvement Policy/Parent Compact for Learning. We elicit parental participation through newsletters, web-sites, flyers, announcements at PTA meetings, solicitations at School Board and site based Shared Decision Making Team meetings.

The Rocky Point Union Free School District's Title I plan was developed and reviewed in consultation with teachers, administrators and other appropriate school personnel, and with parents of participating Title I children. These stakeholders meet annually to review and revise the district plan. Building level Shared Decision Making Teams, including administrators, teachers and parents, also share responsibility in making decisions regarding school based Title I activities. The Title I plan was revised based on the following principles:

- Parents play an integral role in assisting their child's learning
- Parents are encouraged to be actively involved in their child's education at school
- Parents are full partners in their child's education and are included as appropriate, in decision-making and on advisory committees to assist in the education of their child
- Activities are carried out, such as those described in section 118 of the ESEA (Parental Involvement)

Parents at the Rocky Point Union Free School District are encouraged to become school partners and are provided multiple volunteer activities both at the school and classroom level in activities such as:

- Parent Reading Volunteers
- Parents as Reading Partners (PARP)-PTA Sponsored
- Opportunities for parents to volunteer in student classrooms

The District provides a variety of publications meetings and workshops designed to inform and instruct parents about the core curriculum areas and their specific programs. These publications provide suggested activities that support learning at home, thereby strengthening the home/school connection these include:

- District Website: www.rockypointschools.org
- Grade Level Curriculum Guides
- District Newsletters-*Soaring*, Special Education Newsletter-*Of Special Interest*, Principal Newsletters, eBoard
- Parent-Teacher Conferences
- Title I Reading Meetings
- Building Level Shared Decision Making Teams
- Parent Informational Workshops-Throughout the year
- Parent Literacy Workshops
- Websites that provide resources to parents and students

8. Coordinate and integrate Federal, State and local services and programs.

Our Title I Programs are designed to support and improve the literacy achievement of our at-risk, strategic and intensive learners in three buildings, which service students in grades K - 8. Title I Programs and initiatives are supported by multiple funding sources. Title IA, NYSED Response to Intervention (RtI) Grant, IDEA Part B Section 611, Title 1 School Improvement Grant, and Title IIA, all support our READ 180 and System 44 Reading Programs, which service special education, ESL, and at-risk learners. Along with all of these grants, general funds supported the purchase of additional student materials and the necessary technology—computers, CD players, and headsets with microphones. This District initiative, designed to improve the literacy achievement of for our intensive learners, was a coordinated effort across buildings and between the Office of Instruction and Office of Special Education. Providing students and teachers with the means and support to decode and comprehend text is critical to the success of these students in school and in life.

FORM 3: TITLE I SCHOOL PARENTAL INVOLVEMENT POLICY AND SCHOOL-PARENT COMPACT

NCLB requirement for all Title I schools

Part A: School Parental Involvement Policy

ATTACH A COPY OF THIS SCHOOL'S SCHOOL PARENT INVOLVEMENT POLICY, PER THE FOLLOWING REGULATION:

Each school that receives Title I, Part A funds must develop a written parental involvement policy that contains information required by section 1118(a)(2) of the Elementary and Secondary Education Act (ESEA). This policy must be developed jointly with parents of Title I students and distributed to all parents. The policy must establish the school's expectations for parental involvement and describe how the school will implement specific parental involvement activities. Schools, in consultation with parents, are encouraged to include other relevant and agreed upon activities and actions as well that will support effective parental involvement and strengthen student academic achievement. The school parent involvement policy must be provided and disseminated in the major languages spoken by the majority of parents in the school.



ROCKY POINT UNION FREE SCHOOL DISTRICT

Joseph A. Edgar Intermediate School

525 Route 25A

Rocky Point, New York 11778

Telephone: (631) 744-1602

Fax: (631) 744-4898

2007 8260

Instruction

SUBJECT: TITLE I PARENT INVOLVEMENT POLICY

The Board of Education recognizes the rights of parents/persons in parental relation to be fully informed of all information relevant to their children, including children who participate in programs and projects funded by Title I. Therefore, the Board of Education encourages the participation of parents of students eligible for Title I services in all aspects of their child's education, including the development and implementation of District programs, as well as activities and procedures that are designed to carry out No Child Left Behind (NCLB) parent involvement goals.

Comparability of Services

The School District shall ensure equivalence among the schools in the District of the same grade span and levels of instruction with regard to teachers, administrators and auxiliary personnel, as well as equivalence in the provision of curriculum materials and instructional supplies in Title I programs.

Title I of the Elementary and Secondary Education Act of 1965 (ESEA), as amended by the No Child Left Behind Act of 2001

20 United States Code (USC) Sections 6318 and 6321

34 Code of Federal Regulations (CPR) Parts 74-86 and 97-99, and 200



ROCKY POINT UNION FREE SCHOOL DISTRICT

Joseph A. Edgar Intermediate School

525 Route 25A

Rocky Point, New York 11778

Telephone: (631) 744-1602

Fax: (631) 744-4898

2007

8260

Instrucción

SUJETO: LA POLÍTICA DE PARTICIPACIÓN DE LOS PADRES

La Junta de Educación reconoce que los derechos de padres/personas en la relación paternal para ser informados completamente de toda la información pertinente a sus niños, inclusive niños que toman parte en programas y proyectos financiaron por Título I. Por lo tanto, la Junta de Educación, favorece la participación de los padres de estudiantes elegibles para los servicios del Título I en todos los aspectos de la educación de su hijo, inclusive el desarrollo de la implementación de programas de Distrito, así como actividades y procedimientos que son diseñados alcanzar las metas de participación de los padres del programa *Que Ningún Niño Se Quede Atrás* (NCLB).

La comparabilidad de Servicios

El Distrito de Rocky Point asegurará equivalencia entre las escuelas en el Distrito de las mismas bandas de grado y niveles de instrucción con respecto a maestros, los administradores, y el personal auxiliares. También, asegurará equivalencia en la provisión de materiales de plan y suministros de instrucción en los programas de Título I.

El Título I del Acto de Educación Elementaria y Secundaria de 1965 (ESEA), como modificada por el Acto *Que Ningún Niño Se Quede Atrás* (NCLB) de 2001
20 Código de los Estados Unidos (USC) Secciones 6318 y 6321
34 Código de los Regulaciones Federales (CPR) Partes 74-86 y 97-99 y 200

Fecha de adopción: 3/23/09

Part B: School-Parent Compact

ATTACH A COPY OF THIS SCHOOL'S SCHOOL PARENT COMPACT, PER THE FOLLOWING REGULATION.

Each school receiving funds under Title I, Part A of the Elementary and Secondary Education Act (ESEA) must develop a written school-parent compact jointly with parents for all children participating in Title I, Part A activities, services, and programs. That compact is part of the school's written parental involvement policy developed by the school and parents under section 1118(b) of the ESEA. The compact must outline how parents, the entire school staff, and students will share the responsibility for improved student academic achievement and the means by which the school and parents will build and develop a partnership to help children achieve the State's high standards. Schools and parents, in consultation with students, are encouraged to include other relevant and agreed upon activities and actions as well as those that will support effective parental involvement and strengthen student academic achievement. The school-parent compact must be provided and disseminated in the major languages spoken by the majority of parents in the school.



ROCKY POINT UNION FREE SCHOOL DISTRICT

Joseph A. Edgar Intermediate School

525 Route 25A

Rocky Point, New York 11778

Telephone: (631) 744-1602

Fax: (631) 744-4898

Free School District School/Parent Compact

School Responsibilities

For Faculty and Staff:

- Provide high-quality curriculum and instruction in a supportive and effective learning environment that enables the participating children to meet New York State Learning Standards as follows:
 - Recognize and believe that all students can learn
 - Provide an environment conducive to learning
 - Help each child grow to his/her potential
 - Maintain communication with each student and his/her parents/guardians
 - Involve parents in school programs
- Provide an annual meeting for Title I parents to inform them of the Title I Program and parents' rights to be involved
- Hold annual parent/teacher conferences
- Provide frequent reports to parents regarding their child's progress
- Maintain open and consistent communication with parents
- Provide opportunities for parents to volunteer and participate in their child's class and/or school
- Provide opportunities for parents to participate in classroom and school activities

Parent Responsibilities

We, as parents, will support our child's learning in the following ways:

- Monitor attendance
- Make sure all homework assignments are completed
- Encourage and model reading at home
- Communicate with my child's teacher about his/her educational needs
- Stay informed about my child's education
- Maintain close communication with the school and district by promptly reading and responding, as appropriate to all notices received through the mail and brought home by my child
- Share the responsibility for improved student achievement
- Participate, as appropriate, in decisions relating to my child's education
- Support the school in developing positive academic and social behaviors
- Volunteer in my child's classroom and/or school
- Monitor the amount of television my child watches
- Promote positive use of my child's extracurricular time

Student

Classroom Teacher

AIS Teacher

Parent/Guardian

Date

12/21/2005

Date

ALL TITLE I FUNDED SCHOOLS SUBMIT THIS PAGE

FORM 4: PROFESSIONAL DEVELOPMENT SET-ASIDE FOR ALL NCLB/SED SCHOOLS IDENTIFIED FOR SCHOOL IMPROVEMENT

For Title I Schools that Have Been Identified for School Improvement

1. As required by NCLB legislation, a school identified for school improvement must spend not less than 10 percent of its Title I funds for each fiscal year that the school is in school improvement status for professional development. The professional development must be high quality and address the academic area(s) identified.

(a) Provide the following information:

**2011-12 anticipated Title I allocation (From the district Consolidated Application Supplement) = \$265,521;
10% of Title I allocation = \$26,552.10.**

(b) Describe how the 10 percent of the Title I funds for professional development will be used to remove the school from school improvement.

High Quality Professional Development Activity That Addresses Special Education Students Who Did Not Make AYP in English Language Arts	Calculation of Cost	Expenditure
In-Classroom support and professional development coaching by a Scholastic trainer for teachers providing System 44 and READ 180 literacy instruction to special education self-contained students who failed the NYSED ELA Assessments due to severe decoding and comprehension issues. The scientifically research based literacy programs support teachers with individual coaching and support while they provide small group reading and writing interventions that incorporate technology and low level, highly engaging texts.	6 @ \$2099	\$12,594
Teachers and administrators across buildings consistently participate in workshops and conferences that focus on literacy, curriculum, instruction, assessment, and updates by NYSED ELA associates. Co-sponsored by the Long Island Language Arts Council and Nassau Reading Council, teachers engage in collaboration and self-reflection to improve professional practice in English Language Arts and literacy.	10 @ \$150	\$1,500
An elementary reading teachers is participating in intensive professional development in Reading Recovery, a scientifically research based literacy program. The teacher is working to improve the literacy achievement of the lowest achieving first grade students in the district. The teacher participates in individual coaching, online professional development, and also attends workshop sessions at Eastern Suffolk BOCES.	1 @ \$12,000	\$12,000
K-12 teachers and administrators across buildings participate in full-day workshops focused on literacy, Common Core English Language Arts Learning Standards, assessment, effective research based instructional strategies and methodologies, curriculum mapping, and lesson and unit design that align with District initiatives outlined in the District's Five-Year Strategic Plan—Next S.T.E.P.	10 @ \$167	\$1,670
Total Cost of Professional Development Exceeds 10% Allocation of \$26, 552.10		\$27,764

- 2. Describe the teacher-mentoring program that will be incorporated as part of the school's strategy for providing high-quality professional development.*

Rocky Point Union Free School District's New Teacher Mentoring Program is in place for new probationary teachers and regular substitute teachers who have not yet received mentoring in a previous district. Teachers participate in fifteen hours of professional development for which they receive one in-service course credit. These after-school workshops are led by administrators across the district who provide specific workshops designed to support teacher development and retention. Participating teachers are also matched with a teacher mentor who provides non-evaluative coaching and support.

In addition, K-2nd grade teachers in Frank J. Carasiti Elementary School and 3rd – 5th grade teachers in Joseph A. Edgar Intermediate School participate in continuous and on-going professional development workshops and coaching in Literacy Collaborative, a scientifically research based Core Literacy Program by a Literacy Collaborative Coordinator and/or Response to Intervention Reading Coach.

- 3. Describe how the school will notify parents about the school's identification for school improvement in an understandable and uniform format and to the extent practicable, in a language that the parents can understand.*

Parents and guardians of students who attend Joseph A. Edgar Intermediate School were notified of the school's Improvement Year 1 status via a District letter that was mailed to each home. ESL teachers reached out to families who needed further explanation. In addition, ESL teachers communicated this information to non-English speaking parents at a Title 3 Family Literacy Evening Program. The letter was also translated into Spanish.

Committee Recommendations for Board of Education Review with Details (March 26, 2012)

Meeting	Alt ID#	Age	Committee	Grade	Reason	Decision	Disability	Recommended School			
01/05/2012	18:2		Sub CSE	12	Program Review	Classified	Emotional Disturbance	Rocky Point High School			
					<u>Program/Service</u>	<u>Start Date</u>	<u>End Date</u>	<u>Ratio</u>	<u>Freq.</u>	<u>Period</u>	<u>Duration</u>
					Consultant Teacher Services	09/07/2011	06/22/2012		1	Daily	42 mins
					Special Class - English	09/07/2011	06/22/2012	15:1	1	Daily	42 mins
					Special Class - Science	09/07/2011	06/22/2012	15:1	1	Daily	42 mins
					Special Class - Social Studies	09/07/2011	06/22/2012	15:1	1	Daily	42 mins
01/05/2012	16:10		Sub CSE	10	Program Review	Classified	Learning Disability	Rocky Point High School			
					<u>Program/Service</u>	<u>Start Date</u>	<u>End Date</u>	<u>Ratio</u>	<u>Freq.</u>	<u>Period</u>	<u>Duration</u>
					Special Class - English	01/05/2012	06/22/2012	15:1	1	Daily	42 mins
					Special Class - Math	01/05/2012	06/22/2012	15:1	1	Daily	42 mins
					Special Class - Social Studies	01/05/2012	06/22/2012	15:1	1	Daily	42 mins
01/05/2012	16:6		Sub CSE	11	Program Review	Classified	Emotional Disturbance	Rocky Point High School			
					<u>Program/Service</u>	<u>Start Date</u>	<u>End Date</u>	<u>Ratio</u>	<u>Freq.</u>	<u>Period</u>	<u>Duration</u>
					Consultant Teacher Services	09/07/2011	06/22/2012		1	Daily	42 mins
					Consultant Teacher Services	09/07/2011	06/22/2012		1	Daily	42 mins
					Consultant Teacher Services	09/07/2011	06/22/2012		1	Daily	42 mins
					Consultant Teacher Services	10/12/2011	06/22/2012		1	Daily	42 mins
					Special Class	09/07/2011	06/22/2012	15:1	1	Every Other Day	42 mins
					Special Class	09/07/2011	06/22/2012	15:1	1	Every Other Day	42 mins
					Counseling - Social Worker	09/07/2011	06/22/2012	Individual	1	Weekly	30 mins
01/05/2012	14:6		Sub CSE	09	Program Review	Classified	Other Health Impairment	BOCES ES Bellport AC@Eastport/South Manor Jr/Sr HS			
					<u>Program/Service</u>	<u>Start Date</u>	<u>End Date</u>	<u>Ratio</u>	<u>Freq.</u>	<u>Period</u>	<u>Duration</u>
					Special Class - English	09/07/2011	06/22/2012	15:1	1	Daily	42 mins
					Special Class - Math	09/07/2011	06/22/2012	15:1	1	Daily	42 mins
					Special Class - Science	09/07/2011	06/22/2012	15:1	1	Daily	42 mins
					Special Class - Social Studies	09/07/2011	06/22/2012	15:1	1	Daily	42 mins
					Counseling - Psychological	09/07/2011	06/22/2012	Individual	1	Weekly	30 mins

Committee Recommendations for Board of Education Review with Details (March 26, 2012)

Meeting	Alt ID#	Age	Committee	Grade	Reason	Decision	Disability	Recommended School			
01/17/2012		11:8	CSE		Initial Eligibility Determination Meeting	Classified	Learning Disability	Rocky Point Middle School			
					Program/Service	Start Date	End Date	Ratio	Freq.	Period	Duration
					Consultant Teacher Services	01/17/2012	06/22/2012		4	Daily	42 mins
01/17/2012		11:0	Sub CSE	06	Reevaluation Review	Classified	Learning Disability	Rocky Point Middle School			
					Program/Service	Start Date	End Date	Ratio	Freq.	Period	Duration
					Consultant Teacher Services	01/17/2012	06/22/2012		1	Daily	42 mins
					Consultant Teacher Services	01/17/2012	06/22/2012		1	Daily	42 mins
					Special Class	09/07/2011	06/22/2012	15:1	3	Daily	42 mins
					Counseling - Psychological	09/07/2011	06/22/2012	Small Group	1	Weekly	30 mins
01/17/2012		13:3	Sub CSE	07	Program Review	Classified	Autism	BOCES ES Jefferson Academic Center			
					Program/Service	Start Date	End Date	Ratio	Freq.	Period	Duration
					Special Class	09/07/2011	06/22/2012	8:1+1	1	Daily	6 hrs
					Counseling - Psychological	11/03/2011	06/22/2012	Individual	1	Weekly	30 mins
					Counseling-Social Skills Training	09/07/2011	06/22/2012	Small Group	1	Weekly	30 mins
					Physical Therapy	09/07/2011	06/22/2012	Small Group	1	Weekly	30 mins
					Speech/Language Therapy	09/07/2011	06/22/2012	Small Group	2	Weekly	30 mins
					Special Class	07/05/2011	08/12/2011	8:1+1	1	Daily	6 hrs
					Occupational Therapy	07/05/2011	08/12/2011	Small Group	1	Weekly	30 mins
					Physical Therapy	07/05/2011	08/12/2011	Small Group	1	Weekly	30 mins
					Speech/Language Therapy	07/05/2011	08/12/2011	Small Group	2	Weekly	30 mins
01/17/2012		12:9	Sub CSE	07	Reevaluation Review	Classified	Learning Disability	Rocky Point Middle School			
					Program/Service	Start Date	End Date	Ratio	Freq.	Period	Duration
					Special Class	09/07/2011	06/22/2012	15:1	5	Daily	42 mins
					Speech/Language Therapy	09/07/2011	06/22/2012	Small Group	2	Weekly	42 mins

Committee Recommendations for Board of Education Review with Details (March 26, 2012)

Meeting	Alt ID#	Age	Committee	Grade	Reason	Decision	Disability	Recommended School
01/23/2012		18:0	Sub CSE	12	Initial Eligibility Determination Meeting	Classified	Traumatic Brain Injury	BOCES ES

Program/Service	Start Date	End Date	Ratio	Freq.	Period	Duration
Special Class - English	01/23/2012	06/22/2012	15:1	1	Daily	42 mins
Special Class - Social Studies	01/23/2012	06/22/2012	15:1	1	Daily	42 mins

01/23/2012		19:4	Sub CSE	12	Program Review	Classified	Emotional Disturbance	Rocky Point High School
------------	--	------	---------	----	----------------	------------	-----------------------	-------------------------

Program/Service	Start Date	End Date	Ratio	Freq.	Period	Duration
Consultant Teacher Services	09/07/2011	06/22/2012		1	Daily	42 mins
Special Class	09/07/2011	06/22/2012	15:1	1	Every Other Day	42 mins

01/25/2012		15:10	Sub CSE	10	Reevaluation Review	Classified	Learning Disability	Rocky Point High School
------------	--	-------	---------	----	---------------------	------------	---------------------	-------------------------

Program/Service	Start Date	End Date	Ratio	Freq.	Period	Duration
Consultant Teacher Services	09/07/2011	06/22/2012		1	Daily	42 mins
Consultant Teacher Services	09/07/2011	06/22/2012		1	Daily	42 mins
Consultant Teacher Services	09/07/2011	06/22/2012		1	Daily	42 mins
Consultant Teacher Services	09/07/2011	06/22/2012		1	Daily	42 mins
Special Class	09/07/2011	06/22/2012	15:1	1	Every Other Day	42 mins

Speech/Language Therapy			09/07/2011	06/22/2012	Small Group	2	Weekly	30 mins
Special Class			07/05/2011	08/12/2011	12:1+1	5	Weekly	2 hrs 30 mins
01/25/2012	10:3	Sub CSE	04	Reevaluation Review	Classified		Learning Disability	Joseph A. Edgar School
<u>Program/Service</u>			<u>Start Date</u>	<u>End Date</u>	<u>Ratio</u>	<u>Freq.</u>	<u>Period</u>	<u>Duration</u>
Consultant Teacher Services			01/25/2012	06/22/2012		1	Daily	40 mins
Special Class			01/25/2012	06/22/2012	15:1	5	Daily	40 mins

Committee Recommendations for Board of Education Review with Details (March 26, 2012)

Meeting	Alt ID#	Age	Committee	Grade	Reason	Decision	Disability	Recommended School
02/02/2012		15:3	Sub CSE	09	Manifestation Determination	Classified	Learning Disability	BOCES ES

Program/Service	Start Date	End Date	Ratio	Freq.	Period	Duration
Special Class	02/02/2012	06/21/2013	8:1+1	1	Daily	5 hrs
Counseling - Psychological	02/02/2012	06/22/2012	Individual	1	Weekly	30 mins

02/03/2012	14:4	Sub CSE	10	Annual Review	Classified	Emotional Disturbance	Rocky Point High School
------------	------	---------	----	---------------	------------	--------------------------	-------------------------

<u>Program/Service</u>	<u>Start Date</u>	<u>End Date</u>	<u>Ratio</u>	<u>Freq.</u>	<u>Period</u>	<u>Duration</u>
Counseling - Psychological	09/05/2012	06/21/2013	Individual	1	Weekly	30 mins

02/14/2012 15:6 Sub CSE 10 Reevaluation/Annual Review Classified Learning Disability Rocky Point High School

<u>Program/Service</u>	<u>Start Date</u>	<u>End Date</u>	<u>Ratio</u>	<u>Freq.</u>	<u>Period</u>	<u>Duration</u>
Consultant Teacher Services	09/05/2012	06/21/2013		1	Daily	42 mins
Consultant Teacher Services	09/05/2012	06/21/2013		1	Daily	42 mins
Consultant Teacher Services	09/05/2012	06/21/2013		1	Daily	42 mins
Consultant Teacher Services	09/05/2012	06/21/2013		1	Daily	42 mins
Special Class	09/05/2012	06/21/2013	15:1	1	Every Other Day	42 mins
Special Class	09/05/2012	06/21/2013	15:1	1	Every Other Day	42 mins

02/14/2012 14:9 Sub CSE 10 Annual Review Classified Learning Disability Rocky Point High School

<u>Program/Service</u>	<u>Start Date</u>	<u>End Date</u>	<u>Ratio</u>	<u>Freq.</u>	<u>Period</u>	<u>Duration</u>
Consultant Teacher Services	09/05/2012	06/21/2013		1	Daily	42 mins
Consultant Teacher Services	09/05/2012	06/21/2013		1	Daily	42 mins
Consultant Teacher Services	09/05/2012	06/21/2013		1	Daily	42 mins
Consultant Teacher Services	09/05/2012	06/21/2013		1	Every Other Day	42 mins
Consultant Teacher Services	09/05/2012	06/21/2013		1	Every Other Day	42 mins
Consultant Teacher Services	09/21/2012	06/21/2013		1	Daily	42 mins

02/14/2012 15:4 Sub CSE 10 Annual Review Classified Learning Disability Rocky Point High School

<u>Program/Service</u>	<u>Start Date</u>	<u>End Date</u>	<u>Ratio</u>	<u>Freq.</u>	<u>Period</u>	<u>Duration</u>
Consultant Teacher Services	09/05/2012	06/21/2013		1	Daily	42 mins
Consultant Teacher Services	09/05/2012	06/21/2013		1	Daily	42 mins
Consultant Teacher Services	09/05/2012	06/21/2013		1	Daily	42 mins
Consultant Teacher Services	09/05/2012	06/21/2013		1	Daily	42 mins
Special Class	09/05/2012	06/21/2013	15:1	1	Every Other Day	42 mins
Counseling - Psychological	09/05/2012	06/21/2013	Individual	1	Weekly	30 mins
Counseling - Psychological	09/05/2012	06/21/2013	Small Group	1	Weekly	30 mins

Committee Recommendations for Board of Education Review with Details (April 18, 2012)

Meeting	Alt ID#	Age	Committee	Grade	Reason	Decision	Disability	Recommended School		
02/17/2012	.	17:9	Sub CSE	12	Manifestation Determination	Classified	Other Health Impairment	BOCES ES		
			<u>Program/Service</u>		<u>Start Date</u>	<u>End Date</u>	<u>Ratio</u>	<u>Freq.</u>	<u>Period</u>	<u>Duration</u>
			Special Class		02/17/2012	06/22/2012	12:1+1	1	Daily	2 hrs 30 mins

02/27/2012	12:3	Sub CSE	06	Amendment	Classified	Learning Disability	Rocky Point Middle School	
<u>Program/Service</u>			<u>Start Date</u>	<u>End Date</u>	<u>Ratio</u>	<u>Freq.</u>	<u>Period</u>	<u>Duration</u>
Consultant Teacher Services			09/07/2011	06/22/2012		1	Daily	42 mins
Consultant Teacher Services			09/07/2011	06/22/2012		1	Daily	42 mins
Consultant Teacher Services			09/07/2011	06/22/2012		1	Daily	42 mins
Consultant Teacher Services			02/27/2012	06/22/2012		1	Daily	42 mins

02/27/2012	15:4	CSE	09	Amendment	Classified	Learning Disability	Rocky Point High School	
<u>Program/Service</u>			<u>Start Date</u>	<u>End Date</u>	<u>Ratio</u>	<u>Freq.</u>	<u>Period</u>	<u>Duration</u>
Consultant Teacher Services			09/07/2011	06/22/2012		1	Daily	42 mins
Consultant Teacher Services			09/07/2011	06/22/2012		1	Daily	42 mins
Consultant Teacher Services			09/07/2011	06/22/2012		1	Daily	42 mins
Consultant Teacher Services			09/07/2011	06/22/2012		1	Daily	42 mins
Consultant Teacher Services			09/07/2011	06/22/2012		1	Every Other Day	42 mins

Committee Recommendations for Board of Education Review with Details (March 26, 2012)

Meeting	Alt ID#	Age	Committee	Grade	Reason	Decision	Disability	Recommended School
02/10/2011		15:11	Sub CSE	11	Amendment	Classified	Learning Disability	Rocky Point High School

Program/Service	Start Date	End Date	Ratio	Freq.	Period	Duration
Consultant Teacher Services	09/07/2011	06/22/2012		1	Daily	42 mins
Consultant Teacher Services	09/07/2011	06/22/2012		1	Daily	42 mins
Consultant Teacher Services	09/07/2011	06/22/2012		1	Daily	42 mins
Special Class	09/07/2011	06/22/2012	15:1	1	Every Other Day	42 mins
Special Class	09/07/2011	06/22/2012	15:1	1	Every Other Day	42 mins
Special Class - Math	02/10/2012	06/22/2012	15:1	1	Daily	42 mins

Committee Recommendations for Board of Education Review with Details (March 26, 2012)

Meeting	Alt ID#	Age	Committee	Grade	Reason	Decision	Disability	Recommended School
02/13/2012		10:3	Sub CSE	05	Amendment	Classified	Learning Disability	Joseph A. Edgar School

Program/Service	Start Date	End Date	Ratio	Freq.	Period	Duration
Consultant Teacher Services	12/15/2011	06/22/2012		3	Daily	40 mins
Special Class	12/15/2011	06/22/2012	15:1	1	Daily	40 mins
Occupational Therapy Inter.	12/15/2011	06/22/2012	Small Group	1	Weekly	30 mins
Physical Therapy	02/13/2012	06/22/2012	Small Group	1	Weekly	30 mins
Speech/Language Therapy	09/07/2011	06/22/2012	Small Group	2	Weekly	30 mins

Committee Recommendations for Board of Education Review with Details (March 26, 2012)

Meeting	Alt ID#	Age	Committee	Grade	Reason	Decision	Disability	Recommended School			
01/26/2012		4:2	CPSE	Preschool	Initial Eligibility Determination Meeting	Classified Preschool	Preschool Student with a Disability	Preschool Itinerant Services Only			
					Program/Service	Start Date	End Date	Ratio	Freq.	Period	Duration
					Special Education Itinerant Teacher Services	02/06/2012	06/22/2012	1:1	3	Weekly	1 hr
					Occupational Therapy	02/06/2012	06/22/2012	Individual	1	Weekly	30 mins
01/26/2012		4:10	CPSE		Initial Eligibility Determination Meeting	Ineligible					
01/26/2012		4:2	CPSE	Preschool	Program Review	Classified Preschool	Preschool Student with a Disability	Preschool Itinerant Services Only			
					Program/Service	Start Date	End Date	Ratio	Freq.	Period	Duration
					Speech/Language Therapy	02/06/2012	06/22/2012	Individual	3	Weekly	30 mins
01/26/2012		3:3	CPSE	Preschool	Program Review	Classified Preschool	Preschool Student with a Disability	Preschool Itinerant Services Only			
					Program/Service	Start Date	End Date	Ratio	Freq.	Period	Duration
					Speech/Language Therapy	09/07/2011	06/22/2012	Individual	3	Weekly	30 mins
01/26/2012		2:8	CPSE	Preschool	Initial Eligibility Determination Meeting	Classified Preschool	Preschool Student with a Disability	Preschool Itinerant Services Only			
					Program/Service	Start Date	End Date	Ratio	Freq.	Period	Duration
					Speech/Language Therapy	02/06/2012	06/22/2012	Individual	2	Weekly	30 mins
01/26/2012		3:7	CPSE	Preschool	Initial Eligibility Determination Meeting	Classified Preschool	Preschool Student with a Disability	Preschool Itinerant Services Only			
					Program/Service	Start Date	End Date	Ratio	Freq.	Period	Duration
					Speech/Language Therapy	02/06/2012	06/22/2012	Individual	3	Weekly	30 mins
02/01/2012		5:1	CPSE	Preschool	Amendment - Agreement No Meeting	Classified Preschool	Preschool Student with a Disability	Preschool Itinerant Services Only			
					Program/Service	Start Date	End Date	Ratio	Freq.	Period	Duration
					Speech/Language Therapy	09/07/2011	06/22/2012	Individual	2	Weekly	30 mins
02/06/2012		3:3	CPSE	Preschool	Amendment - Agreement No Meeting	Classified Preschool	Preschool Student with a Disability	New Interdisciplinary School			
					Program/Service	Start Date	End Date	Ratio	Freq.	Period	Duration
					Special Class	09/07/2011	06/22/2012	8:1+2	5	Weekly	5 hrs

Counseling - Psychological	09/19/2011	06/22/2012	Individual	1	Weekly	30 mins
Counseling - Psychological	09/19/2011	06/22/2012	Individual	1	Weekly	30 mins
Occupational Therapy	09/07/2011	06/22/2012	Individual	2	Weekly	30 mins
Parent Counseling and Training	02/13/2012	06/22/2012	Individual	2	Weekly	1 hr
Physical Therapy	09/07/2011	06/22/2012	Individual	2	Weekly	30 mins
Speech/Language Therapy	09/07/2011	06/22/2012	Individual	3	Weekly	30 mins
Special Class	07/05/2011	08/12/2011	9:1+1	5	Weekly	2 hrs 30 mins
Special Education Itinerant Teacher Services	07/05/2011	08/31/2011	1:1	3	Weekly	1 hr
Occupational Therapy	07/05/2011	08/12/2011	Individual	1	Weekly	30 mins
Physical Therapy	07/05/2011	08/12/2011	Individual	2	Weekly	30 mins
Speech/Language Therapy	07/05/2011	08/12/2011	Individual	2	Weekly	30 mins

02/13/2012 3:5 CPSE Preschool Program Review Classified Preschool Preschool Student with a Disability Just Kids

<u>Program/Service</u>	<u>Start Date</u>	<u>End Date</u>	<u>Ratio</u>	<u>Freq.</u>	<u>Period</u>	<u>Duration</u>
Special Class in an Integrated Setting	10/24/2011	06/22/2012	18:2:1	5	Weekly	2 hrs 30 mins
Counseling - Psychological	09/07/2011	06/22/2012	Small Group	1	Weekly	30 mins
Counseling - Psychological	02/27/2012	06/22/2012	Small Group	1	Weekly	30 mins
Occupational Therapy	02/27/2012	06/22/2012	Individual	1	Weekly	30 mins
Occupational Therapy	02/27/2012	06/22/2012	Individual	1	Weekly	30 mins
Speech/Language Therapy	09/07/2011	06/22/2012	Individual	3	Weekly	30 mins

02/13/2012 3:5 CPSE Preschool Program Review Classified Preschool Preschool Student with a Disability Just Kids

<u>Program/Service</u>	<u>Start Date</u>	<u>End Date</u>	<u>Ratio</u>	<u>Freq.</u>	<u>Period</u>	<u>Duration</u>
Special Class in an Integrated Setting	10/24/2011	06/22/2012	18:2:1	5	Weekly	2 hrs 30 mins
Occupational Therapy	02/27/2012	06/22/2012	Individual	1	Weekly	30 mins
Occupational Therapy	02/27/2012	06/22/2012	Individual	1	Weekly	30 mins
Parent Counseling and Training	10/24/2011	06/22/2012	Individual	2	Monthly	1 hr
Speech/Language Therapy	10/24/2011	06/22/2012	Individual	3	Weekly	30 mins

02/13/2012 4:8 CPSE Preschool Program Review Classified Preschool Preschool Student with a Disability Developmental Disabilities Institute

<u>Program/Service</u>	<u>Start Date</u>	<u>End Date</u>	<u>Ratio</u>	<u>Freq.</u>	<u>Period</u>	<u>Duration</u>
Special Class	09/08/2010	06/22/2012	6:1+2	5	Weekly	4 hrs
Occupational Therapy	03/05/2012	06/22/2012	Individual	1	Weekly	30 mins
Occupational Therapy	03/05/2012	06/22/2012	Small Group	1	Weekly	30 mins
Speech/Language Therapy	09/08/2011	06/22/2012	Individual	1	Weekly	30 mins
Speech/Language Therapy	09/08/2011	06/22/2012	Small Group	1	Weekly	30 mins
Teacher's Assistant	09/08/2011	06/22/2012	Individual	1	Daily	2 hrs
Special Class	07/11/2011	08/19/2011	6:1+2	5	Weekly	4 hrs
Speech/Language Therapy	07/11/2011	08/19/2011	Individual	1	Weekly	30 mins
Speech/Language Therapy	07/11/2011	08/19/2011	Small Group	1	Weekly	30 mins
Teacher's Assistant	07/11/2011	08/19/2011	Individual	1	Daily	2 hrs

Rocky Point UFSD
Personnel Schedule for Board of Education Approval -03/26/12

Schedule 03-26-12-A Classified Staff

Name	Position	Bldg.	Salary		Effective Date	Description/Comments	
			Rate	Amount			
Maier	Carol	School Lunch Monitor	JAE	Hourly - Step 0	9.76*	4/2/12	Part-time (five days per week, three hours per day) ten-month contractual appointment. Replaces C. LoPiccolo.
Bianco	Patrizia	Food Service Worker	HS	N/A	N/A	4/18/12	Resignation from part-time food service worker appointment in order to accept full-time ten-month contractual lead food service worker appointment.
Bianco	Patrizia	Lead Food Service Worker	HS	Annual - Step 4	19,746*	4/19/12	Full-time ten-month contractual appointment. Replaces J. Bachert. Salary pro-rated.
Zickmund	Rachelle	School Teacher Aide	FJC	Annual - Step 0	14,481*	3/27/12	Full-time ten-month contractual appointment. New position. Salary pro-rated.
Butkus	Robert	Custodial Worker I	FJC	N/A	N/A	4/5/12	Termination of employment pursuant to Section 73 of Civil Service law pursuant to Civil Service rules and regulations.
Castellucci	Tracy	Custodial Worker I	DO	N/A	N/A	4/4/12 EOB	Resignation from part-time custodial worker I position in order to accept full-time permanent contractual appointment.
Castellucci	Tracy	Custodial Worker I	DW	Annual - Step 5	26,886*	4/5/12	Change in status from full-time contingent appointment to full-time permanent contractual appointment. Replaces R. Butkus. Salary pro-rated. Per Civil Service rules and regulations.
Stevenson	Malinda	Custodial Worker I	DW	Hourly - Step 0	9.76*	4/5/12	Change in status from part-time (five hours per day, four days per week) contingent appointment to part-time (four hours per day, five days per week) permanent contractual appointment. Replaces T. Castellucci. Per Civil Service rules and regulations.
Shene	Megan	Guard	DW	N/A	N/A	2/18/12	Continuation of unpaid medical leave of absence from 2/18/12 through 3/30/12.

Rocky Point UFSD
 Personnel Schedule for Board of Education Approval -03/26/12

Schedule 03-26-12-A Classified Staff

Name	Position	Bldg.	Salary		Effective Date	Description/Comments	
			Rate	Amount			
Johnston	Bernadette	Food Service Worker	MS	N/A	N/A	3/5/12	Unpaid medical leave of absence from 3/5/12 through 3/30/12.
Coon	Lisa	Food Service Worker	MS	N/A	N/A	3/2/12	Unpaid medical leave of absence from 3/2/12 through 5/15/12.
Hults	Henry	Custodial Worker I	MS	N/A	N/A	5/30/12 EOB	Amended date of resignation for the purpose of retirement.
Noonan	Joan	Registered Nurse	FJC	N/A	N/A	6/30/12 EOB	Resignation for the purpose of retirement
Heise	Carl, Jr.	Custodial Worker I	JAE	N/A	N/A	8/9/12 EOB	Resignation for the purpose of retirement
*Pending contract negotiations							

Rocky Point UFSD
Personnel Schedule for Board of Education Approval -03/26/12

Schedule 03-26-12-B Certified Staff

Name	Position	Bldg.	Salary		Effective Date	Description/Comments	
			Rate	Amount			
Abbato	Alfred	Special Education Teacher	DO	N/A	N/A	6/30/12 EOB	Resignation for the purpose of retirement
Abbato	Joyce	Elementary Education Teacher	JAE	N/A	N/A	6/30/12 EOB	Resignation for the purpose of retirement
Agolia	John	School Social Worker	MS	N/A	N/A	6/30/12 EOB	Resignation for the purpose of retirement
Connolly	Joyce	Art Teacher	HS	N/A	N/A	6/30/12 EOB	Resignation for the purpose of retirement
Werthner	Serina	Social Studies Teacher	HS	N/A	N/A	3/19/12	Unpaid family medical leave of absence for the purpose of childcare from 3/19/12 through 4/27/12.
Filippi	Elizabeth	Elementary Education Teacher	FJC	N/A	N/A	4/4/12	Unpaid family medical leave of absence for the purpose of childcare from 4/4/12 through 6/30/12.
Sivaslian	Denise	Speech and Hearing Handicapped/Speech Language Pathologist	JAE	N/A	N/A	4/19/12	Unpaid family medical leave of absence for the purpose of childcare from 4/19/12 through 6/30/12.
Tavano-Foss	Jo Ann	School Psychologist	FJC	N/A	N/A	4/19/12	Unpaid family medical leave of absence for the purpose of childcare from 4/19/12 through 6/30/12.
Quigley	Janine	School Counselor	MS	N/A	N/A	4/5/12	Unpaid family medical leave of absence for the purpose of childcare from 4/5/12 through 6/30/12.
Brons	Michele	Special Education Teacher	HS	N/A	N/A	9/1/12	Continuation of unpaid leave of absence for the purpose of childcare from 9/1/12 through 6/30/13.
Lograno	Kerry	Science Teacher	MS	N/A	N/A	9/1/12	Continuation of unpaid leave of absence for the purpose of childcare from 9/1/12 through 6/30/13.
Burke	Jennifer	ESL Teacher	FJC	Annual	12,319*	3/5/12	Additional sixth class (READ 180 & System 44) from 3/5/12 through 6/30/12. Salary pro-rated. Grant-funded remuneration. Clarification of appointment.

Rocky Point UFSD
Personnel Schedule for Board of Education Approval -03/26/12

Schedule 03-26-12-B Certified Staff

Name	Position	Bldg.	Salary		Effective Date	Description/Comments
			Rate	Amount		
*Pending contract negotiations						

Rocky Point UFSD
Personnel Schedule for Board of Education Approval -03/26/12

Schedule 03-26-12-C Non-Teaching Substitutes

Name	Position	Bldg.	Salary		Effective Date	Description/Comments	
			Rate	Amount			
Makosiej	Sindy	Teacher Aide/Monitor	DW	Hourly	9.76	3/28/12	2011-2012 school year
Badal	Isabel	Teacher Aide/Monitor	DW	Hourly	9.76	3/28/12	2011-2012 school year
Bachert	Janet	Food Service Worker	DW	Hourly	9.76	4/19/12	2011-2012 school year
Mignella	Cosima	Teacher Aide/Monitor	DW	Hourly	9.76	3/28/12	Reactivation of 2011-2012 substitute appointment
Adolph-Krapf	Stacy	Registered Nurse	DW	N/A	N/A	3/27/12	Inactivation of 2011-2012 substitute appointment
Zickmund	Rachelle	Aide/Monitor	DW	N/A	N/A	3/26/12	Inactivation of 2011-2012 substitute appointment
Maier	Carol	Teacher Aide/Monitor/Clerical	DW	N/A	N/A	4/3/12	Inactivation of 2011-2012 substitute appointment

Rocky Point UFSD
Personnel Schedule for Board of Education Approval -03/26/12

Schedule 03-26-12-D Teaching Substitutes

Name	Position	Bldg.	Salary		Effective Date	Description/Comments	
			Rate	Amount			
Tullo	Kerri	Per Diem Substitute	DW	Daily	100.00	3/28/12	2011-2012 school year
McHenry	Ehrin	Per Diem Substitute	DW	Daily	100.00	3/28/12	2011-2012 school year
Lang	Jason	Per Diem Substitute	DW	Daily	100.00	3/28/12	2011-2012 school year
Gocinski	Edward	Per Diem Substitute	DW	Daily	100.00	3/28/12	2011-2012 school year
Santillo	Amanda	Per Diem Substitute	DW	Daily	100.00	3/28/12	2011-2012 school year
Silak	Gregory	Per Diem Substitute	DW	Daily	100.00	3/28/12	2011-2012 school year
Davis	Daniele	Per Diem Substitute	DW	Daily	100.00	3/28/12	2011-2012 school year
Bernier	Dana	Per Diem Substitute	DW	Daily	100.00	3/28/12	2011-2012 school year
Lucatuorto	Carissa-Ann	Per Diem Substitute	DW	Daily	100.00	3/28/12	2011-2012 school year
Olsen	Kristen	Per Diem Substitute	DW	N/A	N/A	2/8/12	Inactivation of substitute appointment 2011-2012
Smith	Erica	Per Diem Substitute	DW	N/A	N/A	3/9/12	Resignation for personal reasons

Rocky Point UFSD
Personnel Schedule for Board of Education Approval -03/26/12

Schedule 03-26-12-E Co-Curricular Positions 2011/2012

Name		Position	Bldg.	Salary		Effective Date	Description/Comments
				Rate	Amount		
Lindsay	Scott	Special Education Teacher	DW	Annual	1,846*	3/7/12	Mentor 2011-2012 school year. Stipend pro-rated.
Madrigal	Marie	AIS - English Teacher	DW	Per Session	48.00*	9/1/11	AIS Services - ICARE Program 2011-2012 school year
Napolitano	Nicole	ESL Teacher	DW	Per Session	48.00*	9/1/11	AIS Services - ICARE Program 2011-2012 school year
Fernandez	Nicole	ESL Teacher	DW	Per Session	48.00*	9/1/11	AIS Services - ICARE Program 2011-2012 school year
Katsafaros	Sousana	Spanish Teacher - Home Tutor	DW	Hourly	46.00*	9/1/11	2011-2012 school year
Alemaghides	Erica	Social Studies Teacher - Home Tutor	DW	Hourly	46.00*	9/1/11	2011-2012 school year
Alberti	Patricia	Elementary Education Teacher	JAE	Hourly	46.00*	3/15/12	Facilitation of three parent presentation workshops, <i>Steps to Success</i> , on March 15, March 22 and March 29. Not to exceed a grand total of ten hours. Grant funded through IDEA.
Yashowitz	Mark	Elementary Education Teacher	JAE	Hourly	46.00*	3/15/12	Facilitation of three parent presentation workshops, <i>Steps to Success</i> , on March 15, March 22 and March 29. Not to exceed a grand total of ten hours. Grant funded through IDEA.
Caputo	Matthew	Volunteer Baseball Coach	DW	N/A	N/A	3/5/12	2011-2012 school year. Non-paid coach.
Perrino	Craig	Varsity Football Head Coach	DW	N/A	N/A	7/1/12	2012-2013 school year. Corrected school year appointment.
Mauceri	John	Varsity Girls Soccer Head Coach	DW	N/A	N/A	7/1/12	2012-2013 school year. Corrected school year appointment.
Amoscato	Maria	Additional Supervision	JAE	Hourly	46.00*	3/1/12	2011-2012 school year
Gallo	Michael	MS Baseball Coach	MS	N/A	N/A	3/14/12	Resignation for personal reasons

DiLorenzo	Anthony	MS Baseball Coach	MS	Annual	3,651*	3/26/12	2011-2012 school year. Replaces M. Gallo.
Mauceri	John	Intramural Athletics	DW	Hourly	23.00*	2/14/12	2011-2012 school year
Perrino	Craig	Intramural Athletics	DW	Hourly	23.00*	2/14/12	2011-2012 school year
Colon	Matthew	Boys Lacrosse Coach	MS	N/A	N/A	3/21/12	Appointment rescinded
Coogan	William	Boys Lacrosse Coach	MS	Annual	3,651*	3/26/12	2011-2012 school year. Replaces M. Colon.
*Pending contract negotiations							
***Up to two hours: \$52.00; in excess of two hours: \$78.00; Junior/Senior Prom: \$52.00 per hour.							

Rocky Point UFSD
 Personnel Schedule for Board of Education Approval -03/26/12

Schedule 03-26-12-F Community Education

Name	Position	Bldg.	Salary		Effective Date	Description/Comments
			Rate	Amount		
None						